

★★★ Difficulty level ★ easy ★★ moderate ★★★ challenging

Ways with wood  
with Mark Rayner – 32

A simple MDF bookcase can be transformed into an elegant piece of furniture using Resene Waterborne Colorwood woodstain.

#### You will need:


- Clean lint-free cloth
- Damp cloth
- Latex glove
- MDF bookshelf
- Paintbrush
- Paint stirrer
- Resene Aquaclear satin
- Resene Waterborne Colorwood tinted to Resene Rosewood and Resene Tabasco
- Sandpaper



**Step one**  
Lightly sand the bookcase and wipe off any sanding dust with slightly damp cloth. Allow to dry.




**Step two**  
Carefully stir the Resene Waterborne Colorwood with a paint stirrer.



**Step three**  
Apply one coat of Resene Tabasco to the inner shelves, back and inner sides of the bookcase, brushing evenly and in one direction.



**Step four**  
Leave the Resene Waterborne Colorwood to soak into the MDF for up to 15 minutes and then wipe off any excess Resene Waterborne Colorwood with a clean, lint-free cloth.



**Step five**  
Carefully apply one coat of Resene Rosewood to the front edges of each shelf, as shown.



**Step six**  
Apply one coat of Resene Rosewood to the outer sides, top and back of the bookcase, again, brushing evenly and in one direction.



**Step seven**  
Leave the Resene Waterborne Colorwood to soak into the MDF for up to 15 minutes and then wipe off any excess Waterborne Resene Colorwood with a clean, lint-free cloth. Leave the bookcase to dry for 48 hours.




**Step eight**  
Apply three coats of Resene Aquaclear satin to the bookcase, allowing two hours for each coat to dry.



#### To get the look:

Mark painted the background wall with Resene SpaceCote Flat tinted to Resene Bermuda Grey and the skirting board with Resene Enamacryl tinted to Resene Alabaster.



#### Other ideas:

For a really colourful effect try a combination of Resene Waterborne Colorwood in Resene Candlelight and Resene Hibiscus.

For more ideas and inspiration visit your local Resene ColorShop or the Resene website.