

RESENE PLUNKET PAINT COLOURS

Whether you want paint for kids activities or to do something crafty at your centre and want to use Plunket brand colours, Resene is here to help.


All you need to do is choose a colour, and then order and pay for it at your local Resene ColorShop OR go online and fill in a Resene request form [here](#). Resene may be able to support your community activity by providing paint and/or accessories for free. Remember to fill in the form well in advance of your event so Resene has time to confirm if they can help.

Want to freshen up your centre with the new Plunket brand colours? Contact the Plunket Property Team by emailing property@plunket.org.nz and they will support you through the process, including health and safety guidelines.


Creative craft ideas

Check out Resene's [crafty ideas](#) to entertain kids. Remember to always supervise children when using paint.


Primary palette



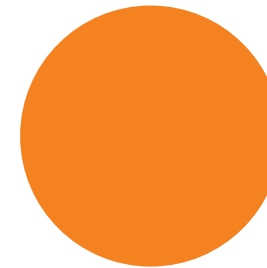
PMS 2725 C
Resene Governor Bay




PMS 136 C
Resene Supernova



PMS 185 C
Resene Roadster




PMS 158 C
Resene Ecstasy




PMS 2765 C
Resene Paua


Secondary palette




PMS 2715 C
Resene Moody Blue




PMS 3005 C
Resene Endeavour



PMS 388 C
Resene Neva



PMS 306 C
Resene Pelorous



PMS 218 C
Resene Smitten



PMS 376 C
Resene Lima

Note: These Resene colours are the closest off-the-shelf colours matched to Plunket's corporate colours. If you need the exact PMS colour, you can request this at your Resene ColorShop in selected pack sizes.

For any questions or help, please contact the Property Team or Partnership Manager at Plunket Support Office. Want to know more about our partnership with Resene – search 'Resene' in PlunketNet.