

In Australia, PO Box 924, Beenleigh, Qld 4207
Call 1800 738 383, visit www.resene.com.au
or email advice@resene.com.au

Resene
the paint the professionals use

In New Zealand, PO Box 38242, Lower Hutt 5045
Call 0800 RESENE (737 363), visit www.resene.co.nz
or email advice@resene.co.nz

landmark of colour

Waterview Wharf Workshops was originally a ship repair yard from 1905 to 1970. The maritime industrial buildings are an iconic landmark on Sydney Harbour and are listed as an item on the State's Environmental Register. The heritage buildings are prominent and large forms on the harbour foreshore. They have been conserved and adapted for creative uses such as architecture, interior design, photography, sound recording and advertising. The interiors are open-plan warehouse with hardwood post and beam construction, featuring the original industrial machinery and fittings and a character of the Edwardian era.

The exterior paintwork had deteriorated and the buildings needed repainting, presenting the opportunity for a new colour scheme. The intention was to transform the tired appearance and highlight their form on Sydney Harbour, while reflecting the creative nature of the occupants.

The traditional green and cream colour scheme although safe, was bland, tired and outdated and the buildings were in need of revitalising. Similar heritage sites and waterfront warehouse structures from around the world were researched such as those in Trondheim, Norway and Nyhavn, Denmark, as well as numerous sites in Italy and South America. These bright and colourful palettes are recognised internationally. Given the similarities between Waterview and other landmarks, a similar approach to colour was adopted.

The process of deciding on the precise colours was difficult and its evolution slow. Over a hundred different Resene testpots were supplied and applied to various buildings. Response to the sample colours was sought from a number of the occupants, including architects and designers, and all and sundry that had an opinion. As a result the final colour scheme, **Resene Biscay** (stormy blue), **Resene Clockwork Orange** (bold orange), **Resene Awol** (willow green), **Resene Silver Aluminium** (sliver metallic), **Resene Galliano** (sweet yellow)

and Resene White trims, brought into account the views of a wide community.


All the buildings are colourful except the last building which is a more modern steel and glass structure that is less prominent and recedes from the harbour. This is painted primarily black and **Resene Silver Aluminium**.

The building fabric is galvanised iron and they sit directly on the waterfront with a westerly aspect. The hot sun causes the galvanised iron to heat and woodwork to deteriorate at a quicker rate than normal. The work involved extensive preparation and replacement of timber components, requiring a carpenter and painter working as a team, at height on scaffolding. Resene paint was recommended and on sampling, the painters advised it had superior body and coverage. **Resene Hi-Glo gloss waterborne paint** was used due to the operation of the elements, with **Resene Sonyx 101 semi-gloss waterborne paint** on trims.

The striking colour combination won Waterview Wharf Workshops the **Resene Total Colour Master Nightingale Award** and the **Resene Total Colour Commercial Exterior Award**. The judges described this project as "simply outstanding. A beautiful juxtaposition of colour, unique and strong.

It's amazing the difference paint can make. From safe, bland, tired and outdated, this project has used paint to present an exciting exterior through the use of paint colour. Prior to painting, the old warehouses simply blended into the landscape and scarcely rated a second glance; now they are eye-catching and are a new landmark on the harbour. Drawing inspiration from international maritime palettes and undertaking extensive work locally to consult on the colour choices, this colour palette is very carefully thought out and implemented. It has resulted in the absolute transformational nature of the buildings and provides connectivity to its surroundings.

The related colourful palette is used perfectly to highlight the unique forms of the building.



Symmetry and connectivity is created with a real play on how to manipulate colour to both bring forward and recede. A perfect example of how to make paint colour work for you.

From anonymous, shabby and ordinary to simply extraordinary, this is a new iconic view on the harbour; you just have to stop and look."

The success of the new colour scheme has been overwhelming. They have received countless emails from people going past on ferries and the new colours have received accolades from all number and manner of people in the local area.

Architectural specifier: CCP Corp www.cpcorp.com.au
Colour selection: Waterview Wharf Workshop
Photographer: Ray Clarke Photography www.rayclarke.com



holiday time

Situated across the road from the beachfront at Waihi beach this 'bach' captures the essence of a family holiday at the beach. The new two storey bach replaces a small single storey concrete block structure that had been in the family for the last twenty five years. The bach is designed in the tradition of the classic 'dune hopper' with simple mono-pitch roofs, raking wing walls and an upper deck peering over the sand dunes to capture sea views. A modest budget dictated the use of cost effective materials, efficient space planning and industry standard construction methods.

Internally the bach contains four double bedrooms two bathrooms and two living areas. Externally four different outdoor living spaces provide varying levels of protection and enclosure. The front deck opens to the street and serves as an informal entry while a smaller north facing deck tucked behind a wing wall offers a sunny retreat. At the rear a covered deck captures the afternoon sun and provides protection from sea breezes. The bach

is rotated on the site to capture the coastal vistas stretching down the coast to Mt Maunganui.

The exterior is broken into a collection of individual elements, inspired by the vernacular 50s-60s style bach. The upper 'dune hopper' form rests on a stack bonded concrete brick wing wall to establish and emphasise the threshold between the street and private spaces beyond. It was important that the colour be employed to complement the blockwork while adding vibrancy. Randomly placed centre battens adorn the plywood cladding to texture and highlight the significant use of colour. The playful exterior paintwork of **Resene Lumbersider** in hues of **Resene Undercover** (juniper green), **Resene Avocado** (olive green) and **Resene Gravel** (dark grey) with soffits in **Resene Rice Cake** (sharp yellow white) perfectly fits with the coastal environment.

This cost effective project successfully captures the sea views that have awaited the owners for the last twenty five years and will reward future



generations with holidays in a comfortable, relaxed environment.

The relaxed tones won this project the **Resene Total Colour Residential Exterior Award**. The judges thought: *"Inspired by the vernacular 50s and 60s style, this bach has defining forms and blocks and sits on the land with a sense of semi-permanence highlighted with a light on the senses colour palette .*

The colours are progressively warm with a nod to coastal hues complementing the blockwork and adding vibrancy to the external appearance. The playful paintwork is cleverly used as a cost effective method to distinguish the respective forms and evoke a relaxed atmosphere inherent with the beach ambiance.

Relax... it is holiday time!"

Architectural specifier: Edwards White Architects Limited www.edwardswhite.co.nz
 Building contractor: Begovich Builders Limited www.begovichbuilders.co.nz
 Colour selection: Edwards White Architects Limited www.edwardswhite.co.nz
 Painting contractor: New Line Decorators
 Photographer: Brian White www.edwardswhite.co.nz



colour filled

Architectural specifier: Stapher Voyle, Context Architects www.contextarchitects.com
 Building contractor: Armstrong Building www.armstrongbuilding.com.au
 Client: Mother Duck Childcare Centres www.motherduck.com.au
 Colour selection: Context Architects www.contextarchitects.com
 Painting contractor: PS Quality Painting
 Photography: Jacqui Blanchard Photography www.jacquiblanchard.com
 and RDW Photography www.rdwphotography.com.au

Heralded as one of the best examples of childcare design in the country by Australian Assistant Minister for Education, the Hon. Sussan Ley MP, this signature childcare centre for the Mother Duck childcare group was designed by New Zealand based Context Architects.

This colourful, progressive building is unique in its use of colour to embody the Mother Duck organisation's child-first philosophy. Located in the bayside Brisbane suburb of Wynnum, the centre cares for up to 130 children in a stunning home-like atmosphere.

The building is pushed to the edges of the site's boundaries to maximise the space available. Every corner is used to its maximum potential to give the children lots of varied spaces to play, room to move and areas for rest and quiet when needed. The centre is light and transparent within – so you can see what's happening in every classroom, but is shielded from the street for visual protection.

A double-height, light-filled atrium complete with fish-tank reception leads to Rainbow Street - an indoor-outdoor street with seven bright, beautiful classrooms painted the colours of the rainbow running along its

a roaring success



Lion wanted their office to reflect the values of the company, and encapsulate their brand essence; creating a workplace that provided the optimal environment for collaboration and innovation. There was a requirement for a menu of workspace options to provide choice of where and how people could work, catering for different work styles and personalities. They wanted a New Zealand flavour, without being kitsch, and lots of colour and talking points.

Lion have a dynamic group of people working with their diverse range of brands. It became essential that the workplace should reflect the diversity of both while still maintaining a highly functional space.

The initial idea was to make it 'Like Home', and over time this theme evolved to 'There's no place like Home' which then became 'There's no place like Lion'. Theming over the two floors was developed into the North and South Islands bringing together iconic Kiwi places and traditional life experiences that epitomise the company's products and where these products will be consumed. There are seven different themes: Beaches & Baches, Harbours & Travel, Outdoor Activities, City Laneways & Bars, Vineyards, Sportsfields and Deep South Adventures.

The floor plates of Napier Street are large and deep, so it was essential that the occupants didn't feel overwhelmed by the scale of the building interior. The spaces are broken down with colour and materials into manageable chunks.

Colours were chosen to best represent the seven different themes, but there was always the challenge that spaces needed to be seamlessly integrated.

Beaches & Baches took inspiration from the sea and sand; fresh blues highlighted with strong yellows and oranges, using **Resene Quarter Tea** (muted beige), **Resene Clockwork Orange** (bold orange), **Resene Kumutoto** (maritime aqua), **Resene Retreat** (green blue), **Resene Fish N Chips** (ochre gold), **Resene Captain Cook** (maritime blue), **Resene Half Escape** (tint of sky blue), **Resene Seeker** (cerulean blue) and **Resene Fuel Yellow** (orange yellow).

Harbours & Travel took inspiration from the rusted wharf and stacks of aging suitcases; soft green and purple highlighted with strong burnt oranges and deep blues, using **Resene Morepork** (soft lilac grey), **Resene Chocolate Fish** (rich red brown), **Resene True Blue** (violet blue), **Resene Half Emerge** (water vapour green) and **Resene Bonfire** (autumnal red).

Outdoor Activities took inspiration from the lush New Zealand forest; soft green highlighted by strong fresh green using **Resene Miso** (yellowed neutral), **Resene Koru** (verde green), **Resene Flourish** (pesto lime) and **Resene Kombi** (gold green).

City Laneways & Bars took inspiration from a foggy Wellington winter day; neutral greys defined with blacks and deep purples, using **Resene Chimney Sweep** (inky black), **Resene Half Tuna** (steel grey), **Resene Cinder** (blue black), **Resene Double Tuna** (deep grey) and **Resene Sea Fog** (greyed white).

Vineyards took inspiration from the grape and rich red wine; light neutral and strong reds and purples, using **Resene Grapevine** (blackberry), **Resene Livewire** (deep ruby red) and **Resene House White** (cool off-white).

Sportsfields took inspiration from the frosty winter rugby field; icy greens highlighted by strong teals, using **Resene Landmark** (summer aqua), **Resene Green Room** (oceanic green) and **Resene Carefree** (watery green).

Deep South Adventures took inspiration from the snow-capped Southern Alps; light blues highlighted by strong dark blues, using a palette of **Resene Wanaka**

length. The Resene inspired Rainbow Street is a flexible covered play-space featuring colourful individually themed 'homes' complete with letterboxes and streetlamps. It is full of interactive child-height features such as louvres that the children can operate themselves.

Rainbow Street can be fully open to the elements via dramatic and playful fireman doors running the length of the building and around a corner, or sealed safe-and-sound on rainy days but with the benefit of light entering the building through the floor-to-ceiling windows of the doors. Rainbow Street was especially positioned on the south elevation to maximise the light available, which shines onto the Resene painted walls for additional vibrancy.

The 'verandah' of Rainbow Street then spills out into a magical explorative playground (an 'Aussie backyard') with daring spaces for the children to explore and inhabit including a water park and mini-amphitheatre. The bold, beautiful colours of Rainbow Street were the unifying feature of the whole design. The Resene colours led the cohesion of the concept and informed many of the other design choices – the outdoor play area, the

brightly coloured louvres and the furniture and soft fit-out all took their cue from the colour palette of the paint.

Resene Alabaster (blackened white) is the unifying neutral throughout, joined by a rainbow of feature hues for each area - the nursery and sleep room for infants uses **Resene Rock N Roll** (pink based red) as its feature colour, the toddler rooms **Resene Clockwork Orange** (bold orange) and **Resene Galliano** (sweet yellow), the junior kindy area **Resene Limerick** (Irish green), the pre-kindy area **Resene Aquarius** (airy blue), the kindergarten **Resene Optimist** (turquoise blue) and the classroom **Resene Pukeko** (rich violet).

Sussan Ley MP, the Assistant Education Minister who opened the centre said at the opening: "The centre is outstanding. I've visited several hundred centres since becoming the Minister for Childcare. This is state-of-the-art. You walk in and get the feeling this is going to be a very special and successful place. You've designed an incredible building. And the amount of outdoor space is unique in city childcare."

One month post-opening the centre was at 80% occupancy.

Context Architects were awarded this project because its design enabled the Mother Duck group to realise its commercial objectives, but also because its design put children first. The architects took the values of the childcare organisation and translated them into an 'Aussie backyard concept.' The rooms off Rainbow Street represented 'homes' with the 'lounges' opening out onto a 'verandah' and spilling into a rambunctious 'Aussie backyard'.

With many of the design team parents themselves, they understood the need for attachment, familiarity and a sense of belonging. This was achieved by using familiar home-like materials like weatherboards and batten and sash windows, but predominantly through the brightly painted colours of the 'homes' – the seven rooms housing the different age groups (nursery, two toddler rooms, junior kindy, pre-kindy and two kindergarten rooms) each distinguished by a different vivid Resene colour.

Long before they recognise numbers or letters, children respond to colour – very young babies recognise and respond to colour and are both stimulated and soothed by careful use of colour.



(mineral blue), **Resene Billabong** (deep blue), **Resene Waterfront** (astral blue), **Resene Seeker** and **Resene Breeze** (aqua mist blue).

To complete the colour scheme, **Resene Crisp Green** (mid yellow green) is used outside the reception bathroom, **Resene Breakfree** (bold red) on the locker storage unit, **Resene Tweet** (yellow green) on the lounge door and **Resene Half Alabaster** (blackened white) on general walls, the café ceiling, skirting and architraves.

There are over 30 different colours of paint; the strong hues are generally used on the doors with softer pastels on the walls so the spaces do not compete with each other. It is this, along with the carpet, that guides the user from theme to theme, with natural blended transitions between them.

Cut Collective was engaged to create three pieces of 'Street Art' that would add another level of detail to the space and tie the colour palette together.

The café's placement next to the main staircase, at the centre of the workplace, ensures its success as a place for coincidental conversation. The large open space of the main café is enhanced by the removal of ceiling panels to expose services and the underside of the floor

slab above; a generous sense of height and volume was created by painting this Resene Alabaster. A home kitchen feel is created with the presence of 'fridge magnet' graphics, wire lamp pendants and the use of a complementary, homely colour palette. The colourful bentwood café chairs (painted in **Resene Sebedee** (flamingo orange), **Resene Kombi**, **Resene Fuel Yellow** and **Resene Kumutoto**) tie in beautifully with the custom coloured banquette seating fabrics, highlighted by the dolly light bulbs.

The exterior of the meeting rooms are reproductions of traditional residential building styles, with timber mouldings and windows, and weatherboard cladding, creating a neighbourhood look and feel. All skirting and architraves are painted in **Resene Alabaster** which brings in a level of consistency among the vast range of wall colours. Soft pastels were used on the weatherboards in keeping with traditional choices, as it is best to have paint with a high light reflective value to preserve the timber in the New Zealand sun.

Resene Captain Cook was used on the exterior of the 'Fish and Chip Shop'. This meeting room is in the Executive area. **Resene Blackboard Paint Black** was used in the breakout areas and on the locker doors used by the sales team. The sales team are the only team

who desk-share. The blackboard areas give them an opportunity to personalise a space within the building.

The clever and confident selection of colour won this project the **Resene Total Colour Commercial Interior Office award**. The judges thought: "The Lion office is such a complex project with lots of opportunity to use colour. Colours represent themes yet are seamlessly integrated to tell an overall cohesive story. Colour has easily identified the parts and is synonymous with the places and activities we know so well.

A complete interpretation of the Lion brief, the inspiration and highlighting through the use of colour, brings together a final scheme that works wonderfully well in a single interior. It's an office that truly reflects the company that occupies its space."

Architectural specifier: Creative Spaces www.creativespaces.co.nz
 Building contractor: Construct Interiors www.cbpl.co.nz
 Client: Lion
 Feature wall panels: Muros International Ltd www.muros.co.nz
 Interior designer: Creative Spaces www.creativespaces.co.nz
 Lighting design: Caldwell & Levesque www.cle.co.nz
 Painting contractor: Valco Painting & Decorating Ltd.
 Photographer: Simon Devitt www.simondevitt.com, Bruce Clarke www.incredible.co.nz
 Street artworks: Cut Collective www.cutcollective.co.nz
 Supplier – carpet: Inzide Commercial www.inzide.co.nz
 Supplier – bentwood chairs: Furniture Lab www.furniturelab.co.nz
 Supplier – feature rugs: Designer Rugs www.designerrugs.co.nz
 Workstation supplier – Vidak: www.vidak.co.nz

For older children learning new words, colours are a useful and common starting point of verbal literacy and long before any of the children can read signs, they can recognise 'their' room through whichever strong and distinctive colour it is painted. Using a different bold colour for each room promotes a sense of belonging and recognition, which delivers on the client's key driver and core value of creating a sense of belonging and safety for the children. The colour palette increases in sophistication and depth to match the age group and the graduated colours of rainbow as you progress along the street.

Resene was specifically selected because of the vibrancy of the paint colours and the reliability of the product; important given the intense and varying demands of the Brisbane climate – intense heat and light and buckets of rain. Rainbow Street needs to be a truly indoor-outdoor room – with the outward facing classroom walls specified to the standard of an external wall. Context knew Resene would perform.

Resene's responsive representatives were also a consideration - important for a cross-ditch project

with the architect in Auckland and the client in Australia. Knowing Resene from the domestic market gave the architects confidence in the product and its performance and knowing exactly how the colours would reproduce for the clients on site was a factor.

The clients loved the colours – they were there from the very beginning of the design process and were much admired by kids and parents at the end.

The judges were excited by the colour palette and awarded this project the **Resene Total Colour Junior Education Award**: "With a delightful playfulness, this colour palette brings a rainbow of colours together wholeheartedly. Values are translated through the use of colour. Colour is used to create attachment, familiarity and a sense of belonging.

The bold, beautiful colours are a unifying feature of the entire design. The colours led the cohesion of the concept and informed many of the other design choices; all made with children in mind.

This is a childcare centre that is coloured to delight parents and children alike."





colour connection

Piopia Primary School is situated in a small town in rural King Country, surrounded mainly by paddocks, trees and a few neighbouring houses with a roll of around 140 students of new entrants to year 6.

It consists of a variety of buildings, some over 100 years old, which have been added to the school over many years, ranging from traditional buildings to a relatively new beige skyline garage. The majority of the buildings are traditional weatherboard, each block in a different sized board, with original sash windows and retro-fitted white aluminium glass doors. There is also a block of classrooms and two toilet blocks that are prefabricated 1970s V-groove plywood buildings with minimal roof overhangs and very little architectural detail.

The brief was to design a colour scheme which would tie all the buildings together, be inspiring and colourful for the students and staff and generally brighten up a relatively dull and tired existing paint scheme. It had to sit well in the surroundings of deciduous trees and extensive grassy grounds and last for at least 10 years. It also had to fit within a very tight budget. This all had to be approved by seven members on the Board of Trustees ranging in personality from conservative to 'bring it on!'

The main colours of **Resene Tea** (river boulder beige), **Resene Eighth Tea** (milky beige) and **Resene Revolver** (blackened purple) were chosen to reflect and enhance the traditional details of the majority of the older buildings in the school. These buildings were also the more serious areas which housed the main office, reception and staff rooms, and they faced the street to the North and the College to the East. **Resene Revolver** was used

as a twist on a traditional grey because its slight purple hue reflected fun and creativity while still working harmoniously with the **Resene Tea**.

There were small hints of accent colour in these more serious areas such as the disused dentist's building painted **Resene Shiraz** (blue berry red), and these lead into the main school enclosure where more accent colours are fully revealed. This is where the classrooms and student play areas are and was designed so that the students had ownership of these 'cool' colours. Therefore if they chose to they could invite people into their school to share the scheme with them.

The accent colours were selected to promote energy and creativity as well as to reflect the changing countryside. **Resene Poprock** (yellow green) was chosen from the lime green autumn leaves which surround the school and **Resene Wot Eva** (hip blue) as a reflection of the blue sky. To balance these colours **Resene Pukeko** (rich violet) is used on the caretaker's office, with **Resene Fun Blue** (striking blue) on the sports shed and **Resene Starbell** (gold orange). **Resene Shiraz** was selected as the school colours are red and black and each of the accent colours had to work with each other and the main colours of **Resene Revolver** and **Resene Tea**.

The students are also grouped into colour houses and part of the brief was to provide areas of colour which could be used as meeting areas. Painting the senior block's seats in house colours provided these zones.

Resene Sonyx 101 semi-gloss waterborne paint was used to paint the existing weatherboards because of its wearability and longevity and also for ease of application and clean-up. Being Environmental Choice and waterborne it was also a safe choice for the painters and the children.

Resene Summit Roof paint was used on roofing because of its ability to be painted over the existing well weathered **COLORSTEEL®**. Being non-toxic and having mould inhibiting qualities made it an easy choice. **Resene Sidewalk** paint was chosen for the high traffic concrete steps. Used over a primer of **Resene Waterborne Smooth Surface Sealer**, its anti-slip component and abrasion resistant properties have worked well in this high traffic situation.

The accent paint colours such as **Resene Wot Eva** were designed to be painted in blocks to minimise the cost of the painter. In most cases a single building's walls could be painted in one colour. All the buildings were unified using **Resene Revolver** for the roof, base boards and window sills and on steps to tie everything together. Similarly, **Resene Eighth Tea** was used on all windows, doors and trims.

The students also loved the names of the colours that were chosen.

A **Resene Total Colour Maestro Education Junior Award** was awarded to Piopia Primary School by Van Beek Design for its use of colour to bring new life to old buildings.

The judges thought the colour palette was "thoughtful and not obvious, this school enjoys a restrained use of colour, a great example of not trying to do too much. The colour palette is a very gentle treatment of an old country school that has grown and integrates new and old so very well. Colours have been chosen to reflect and enhance the traditional details and accents are used for energy and creativity.

A refreshing new look for a much loved school that is the heart of the community."

Building and painting contractor: Bob Baker
Client: Piopia Primary School www.piopiopriary.schoolzone.net.nz
Colour selection: Trudy Denize, Van Beek Design

BrushStrokes

design your own wallpaper

Can't find the right mural or wallpaper to suit your decorating plans? Create your own wallpaper, using Resene WallPrint. Simply upload your high quality photo (a holiday destination, family photo or artful composition) or choose from a gallery of images then adjust the scaling to create a perfectly sized feature wall. Once you've finished your design, **Resene WallPrint** is printed onto wallpaper. Each strip is numbered so simply paste the wall, hang the wallpaper and enjoy your one-of-a-kind wall. See www.wallprint.co.nz or your Resene ColorShop for more details.



Resene
WallPrint
wallpaper designed by you

timber like

Resene Forester is a semi-transparent film forming timber stain effect finish based on a tough 100% acrylic resin to ensure maximum durability in all exposed conditions. It imparts a natural low sheen look that is fully washable. Use on preprimed wood grain effect substrates instead of a paint finish to accentuate the timber grain effect.

Available in a range of colours from the popular Resene Exterior Stains collection from Resene ColorShops and resellers.

See Data Sheet D510.



collaboration
of quality

Niagara and Resene have a long history together, which started over 10 years ago when Australian Timber importer ITI approached Resene about developing a superior factory applied primer to be used on finger jointed treated pine. The primers available at the time were not cutting it and needed to be sanded and primed again onsite before topcoats could be applied. Niagara was both a key supplier of product to ITI and a leading manufacturer of finger jointed product making them the perfect partner alongside Resene in developing the revolutionary new primer.

After many months of development and refinement the primer and inline painting process was perfected... Resene True-Prime was born! Today all finger jointed window reveals, weatherboards, fascia, dressed boards, laminated posts, mouldings and door jambs produced by Niagara and destined for the domestic market are prepared with Resene True-Prime.

Given the harsh weather conditions experienced in areas like Central Otago, it is imperative that the timber is protected from harmful U.V. rays, and finished in a 'light' colour to minimise the risk of resin bleed. Paint with a LRV rating of 45% or higher has been the past recommendation, but now the Resene CoolColour range offers customers a far greater choice.

When you are in your local timber merchant and spot an Envira or Niagara building product, take confidence and know that you are buying a 100% sustainable pine product, grown and manufactured in the South Island. A product that has been given the best possible protection with Resene True-Prime.

Supplier: Niagara www.niagara.net.nz

future focused

Resene has taken an equity position in the Houston-based technology company, Noel Group Inc. – a group whose New Zealand connections extend back many years. Central to this move is the establishment of a joint venture with Nuevo Technology Ltd, a clean tech R&D engineering company located at Callaghan Innovation's Wellington campus and a wholly-owned subsidiary of the Noel Group Inc.

Nuevo's prime focus is in the area of novel Ultra High Pressure, low volume waterjet technology which is used for the cleaning and rejuvenation of a wide variety of surfaces. Nuevo's materials research has identified a powerful anti-adhesion technology with high potential in multiple global markets.

Nuevo will focus its R&D efforts on the opportunities that Resene has identified, and expects wide-ranging strategic connections will result for the joint venture, both in Australasia and the United States.

fresh inspiration

The latest Habitat magazine from Resene has been released with a whole host of fresh ideas and inspiration. It's coloured by Resene, but it's not just about painting. It covers the full spectrum of design, renovation and refurbishment – from the smallest to the largest projects.

If you haven't received your copy of Habitat, copies are available from Resene ColorShops and Resene representatives or email update@resene.co.nz and we will send you a free copy while stocks last. Remember to include your full name and postal address when you email. Back issues of Habitat are available for viewing on the Resene website – www.resene.com/habitat.



half what?

"A couple of weeks ago I had a couple of ladies come into the shop carrying an old can of Resene Lustacryl. They handed it to me and asked what the colour was. The can was covered in paint but I could see that the colour name written on the can was Resene Half Pearl Lusta. The lady paused slightly and then said "Yes I can see that but what is the other half?" It took me a few seconds before I realised what she meant and then went on to explain that Resene Half Pearl Lusta is what ALL the paint in the tin is tinted and that the reason it's called that was because it is the half formulation of the colour called Resene Pearl Lusta!"

Thanks to Tim.



paint colour trends for 2015-2016

The trends have come around to perennial favourites – deep blue reds, the striking tone of black and near black, the soothing restfulness of duck egg blue and greyed blues and the bold pops of orange and yellow to add a touch of upbeat liveliness.

Remember your childhood... that playful streak, your willingness to embrace the new and the joy and wonder in the smallest of things? Embrace your inner child (it's still in there somewhere!) and be spontaneous, add that bold happy colour you've always loved for a touch of fun. Sure it might not last 10 years but the enjoyment you'll get out of it in even a short period will far outweigh feeling trapped by safe choices. Colours should inspire you, help you feel at home and reflect who you are.

There is a sense of rejuvenation and reintroducing happy memories of the past to the present, bringing the favourites from our childhood into the lives of our own family.



Dusty and smoky, there is a new palette of colours coming through, such as **Resene Mesmerise**, **Resene Soulmate** and **Resene Abercrombie**, that feel timeless, gently weathered and softened over the passage of time. Easy to live with and coordinate, they're a sophisticated alternative to cleaner pastels. They bring with them a sense of being more grounded and less airy than the pastels of recent years.



Reds are strong and powerful, with influencing blue tones, such as popular **Resene Pohutukawa** and **Resene Poppy**. Fire engine red is not to be ignored with hues such as **Resene Havoc**. Equally bold is the frivolity of hot magenta pink captured in **Resene Scrumptious**.



The bold pops of colour are still popular for a quick hit of uplifting colour and as a useful device for wayfinding, with colours such as **Resene Bright Lights** and **Resene Daredevil** commanding attention.



Browns are turning more yellow toned, making them more complementary with wood. Warm dark browns, such as **Resene Sambuca** and the lighter **Resene Rough N Tumble**, are sought after; an excellent sophisticated pairing with timber or to contrast other colour choices.



Grey has hidden depths; sometimes blue, sometimes green. Once the complement, it's now a feature. Deep grey, such as **Resene Gumboot** and **Resene Half Bokara Grey**, appeals to those who yearn density and depth but don't want to commit to the starkness of black. We're seeing the tones of beige turn greige as they cool into greys and lose some of their warm beige edges. Beige is still big, but greige, such as **Resene Triple Rakaia**, offers a new sleeker alternative for those looking for something new.



When it comes to green, the coming trends are diverse. On the dark side there are the earthy camouflage and nature inspired shades that would look right at home in the deepest jungle with hues such as **Resene Seaweed**. On the lighter side there are the striking bright look at me greens, such as **Resene Kakapo** and **Resene Curiosity**. For something a little more restful there are fresh mint and airy greens, such as **Resene Kandinsky** and **Resene Secrets**, light on the senses.



Blues become mutable, crossing over to stormy sea-washed tones, such as **Resene Dusted Blue**. Fresh blues, like **Resene Skydiver**, ground the more powdery tones, such as **Resene Frozen**. Ever popular duck egg blue, such as **Resene Duck Egg Blue** and **Resene Half Duck Egg Blue**, bridges the gap between neutral and coloured with just a touch of colour to lift it away from monochromatic greys.



Purples, such as **Resene Fascinator** and **Resene Gypsy Queen**, are wild and glorious, shining forth with alluring boldness.



Neutrals as always are the balance. The backdrop to the brights, your favourite accessories, the respite from busy life and the soft cocoon you can use as a launch pad as you progress down the path to bolder choices. Blackened neutrals such as the **Resene Black White** and **Resene Alabaster** colour families are on the upswing and work well with the deep grey accents.

Use colour blocking and stencilling to combine favourite colours and really show off a space. Stripes once strictly only for wallpaper, are increasingly being painted on in a range of hues and widths for a personalised look. While vertical stripes have been traditional, they're finding themselves reinvented and rotated into the horizontal. No longer limited to just walls, stripes have found themselves moving onto the floor and more recently even ceiling areas, making the most of the canvas available. Transform all your surfaces into the artwork, don't let your creativity stop at the wall.

Ceilings, once pure white, are usually at least tinted to neutral hues and increasingly being painted to complement or accent the wall colour. In bedrooms and living areas, wall colours that extend from the walls onto the ceiling, create a sense of cosiness and a relaxing cocoon of colour. Bold feature colours on ceilings are the next frontier for colour lovers, a new twist on a feature wall.

For many natural surfaces, the look is pared back and minimalised. Rather than covering up the raw beauty, the key is to enhance it. Natural materials tend to show their age very quickly, so the trend is to finish them in clear finishes to protect them into the future so they keep their natural good looks for longer. Think concrete wax on concrete floors and benchtops, clear finishes on timber and water repellents on exterior concrete, protecting the surface but not changing the aesthetic; keeping the look true to the original character.

Where walls once used to be just a pretty colour, now they are becoming part of the function of the house, particularly in the heart of the home or office where people congregate. Think a write on whiteboard in **Resene Write-on Wall Paint** painted onto your office meeting room or your kitchen wall for reminders, notes and sharing information. Or for the more nostalgic, a blackboard wall in **Resene Blackboard Paint** taking you back to the days of your childhood, where life was all about being hands on and creative, rather than being tethered to technology.

Where once there were rules, guidelines and boundaries, now there is free will, free choice and endless possibilities. The only limit is your imagination.

So throw off the shackles and dive in; a world of colour is waiting for you.

The Range fashion fandeck colours are available in your favourite colour tools including Resene testpots, A4 drawdowns and self-adhesives, plus electronic colour files, colour pencil and RGB formulations are available online from the Resene website.

The Range fashion colours fandecks are available at Resene ColorShops, resellers or from your Resene representative.

colourful winners

The confident colour palette on the **Waterview Wharf Workshops** in Sydney has been awarded top honours in the **Resene Total Colour Awards** for its bold colour choices that have firmly cemented it as a new landmark on Sydney Harbour.

Resene has a long history of colour and today's colour range of thousands of hues is a far cry from the handful that was available when Resene started over 65 years ago. The **Resene Total Colour Awards** were launched to encourage and celebrate excellent and creative use of colour; to showcase striking colour palettes and combinations and provide fresh inspiration.

Awards have been given for the best colour use in: **Residential Exterior, Residential Interior, Commercial Exterior, Commercial Interior Office, Commercial Interior Public + Retail Space, Display + Product, Education Junior, Education Senior, Neutrals, Heritage, Rising Star Collaborative (student), Rising Star Individual (student) and Lifetime Achievement**, with the **Colour Master Nightingale Award** for the best overall colour use.




Resene Total Colour Award winners for 2014 are:



Colour Master Nightingale Award winner: Waterview Wharf Workshops (featured on the cover of this issue). Also winner of the Resene Total Colour Commercial Exterior Award.



Residential Exterior Award winner: Waihi bach by Edwards White Architects Limited (featured in this issue).



Residential Interior Award winner: Onehunga Home by Henri Sayes.



Residential Interior Colour Maestro Award winner: Tui Home by John Mills Architects.



Education Junior Award winner: Mother Duck signature childcare centre by Context Architects Limited (featured in this issue).



Education Junior Colour Maestro Award winner: Piopio Primary School by Van Beek Design (featured in this issue).



Education Senior Award winner: Eltham Catholic Ladies College Food Technology and Science Refurbishment by Williams Ross Architects.



Education Senior Colour Maestro Award winner: Hobsonville Point Secondary School by ASC Architects.



Heritage Award winner: Masterton Courthouse by Stephenson & Turner NZ Ltd.



Commercial Interior Office Award winner: Lion Office by Creative Spaces (featured in this issue).



Commercial Interior Office Colour Maestro Award winner: Inside Out Office by matter.



Commercial Interior Public + Retail Award winner: Moore Wilson's Sushi House by Human Dynamo Workshop Ltd.




Neutrals Award winner: Kelburn Cable Car Terminus by Bevin Slessor Architects.




Display + Product Award winner: Building Blocks for Quay Quarter by Lymesmith.




Landscape Award winner: 'The Esplanade' at Auckland Airport by Bespoke Landscape Architects in collaboration with Surface Design Inc.



Landscape Colour Maestro Award winner: Foxton Beach Motor Camp by Prorata Landscape Architecture.



Rising Star (student) Collaborative Award winner: Co-nnection by Fraser Callaway & Oliver Ward.



Rising Star (student) Individual Award winner: 'A Coloured Journey' by Iris Bosman.



Lifetime Achievement Award winner: Ian Bowman. Ian is New Zealand's leading conservation architect and the 'keeper of the history of buildings'. Delving into historical images and information on old buildings and homes, Ian has been able to use this to provide guidance on appropriate colour schemes to redecorate heritage homes and buildings long after they have been built, in keeping with their original style and design intention.

See www.resene.com/awardwinners to view photos of all winning projects.



Resene, Licensed products since 1996

enviro-mark
gold certified



Resene

the paint the professionals use



Incorrect mailing: If you are receiving multiple mailings or you would like us to change your mailing details, please call: In Australia phone 1800 738 383, in New Zealand phone 0800 RESENE (737 363) or email update@resene.co.nz.