

In Australia, PO Box 924, Beenleigh, Qld 4207
Call 1800 738 383, visit www.resene.com.au
or email advice@resene.com.au

Resene
the paint the professionals use

In New Zealand, PO Box 38242, Lower Hutt 5045
Call 0800 RESENE (737 363), visit www.resene.co.nz
or email advice@resene.co.nz

bringing on bookworms



Architectural Specifier: Opus Architecture www.opusarch.co.nz
Building Contractor: HRS Constructiop www.hrsconstruction.co.nz
Painting Contractor: Deco NZ www.deconz.co.nz

The project brief for the Avonhead School Learning Centre in Christchurch required the school's redundant 1960s hall to be adapted to function as a new centre for learning, with the main purpose being to create a stimulating and accessible learning environment in which students can develop enthusiasm for information and enjoyment of reading.

Positioned near to a busy road, the original hall building offered very little street appeal and a design decision was made to create a new playful street façade inspired by book spines stacked on a shelf. The resulting stepped façade allowed for built in window seats to be positioned within the façade to provide a place for individual or group reading activities. Internally, the timber flooring from the old school stage was re-used as the wall lining behind the window seats and finished with **Resene Aquaclear** satin waterborne urethane clear.

The external colour scheme was selected for consistency with the existing school building colours including **Resene Linen** (green edged neutral), **Resene Karaka** (rainforest green) and accents of **Resene Lusty** (rich orange red) and additional colours **Resene Crisp Green** (mid yellow green) and **Resene Washed Green** (greyed green) were added to enhance the 'book spine' appearance.

This palette of colours was painted using **Resene Sonyx 101** semi-gloss waterborne paint and **Resene Hi-Glo** gloss waterborne paint to provide a durable finish and minimise the maintenance required. The timber deck is finished in **Resene Furniture & Decking Oil**.

Internally, soft, neutral colours were chosen to create a calm environment, nurturing of learning. **Resene Half Milk White** (pearl white) was selected for the walls of the main spaces to enhance the selection of natural timbers within wall linings, acoustic ceiling panels and joinery fixtures. Colours from the **Karen Walker** collection, **Resene Beryl Green** (pale green), **Resene Robin Egg Blue** (soft green blue), **Resene Powder Blue** (antiqued steel blue) and **Resene Periglacial Blue** (icy blue), were used in smaller ancillary spaces, such as the staff work and resource spaces, quiet room and audio-visual room. **Resene Zylone Sheen** low sheen waterborne paint was used throughout the interior, selected for its durability, washability, low sheen finish and very low odour complemented by **Resene Enamacryl** gloss waterborne enamel on trim and joinery and **Resene Ceiling Paint**.

The clever use of colour won this project a Resene Total Colour Education Colour Maestro Award in the Resene Total Colour Awards 2012.



harbourside beauty



Architectural Specifier: Arne Cobb,
Salmond Reed Architects
Contractor: Nick Russo, A.P.S Ltd
Resene: Colin Gooch, Technical Director,
Rob Mountford, Architectural Services
Representative

Adorning the waterfront end of Queen Street, the Old Ferry Building is a well-loved part of the Auckland streetscape. It's a beautiful reminder of times gone by, perhaps even more so in recent times when it has been the focus of concerted effort to maintain its good looks into the future.

The original building dates back to 1912 and was designed by Alex Wiseman. It's built on reclaimed land using sandstone and brick with a base of Coromandel granite. As testament to its place in history, it has had a Category I classification with the New Zealand Historic Places Trust since 1982.


Given its location on the waterfront, this building endures endless lashings of sea salt, moisture and

UV, accelerating the wear and tear on the building compared to other heritage buildings that are further inland.

The restoration paint system was chosen carefully for its protective abilities as well as aesthetic appeal. **Resene Aquapel** was applied to the weathered sandstone to help bind the surface and impart watershedding properties. This was followed by spray application of **Resene Resitex** to reinstate the textured finish of the surface where needed, with topcoats in **Resene AquaShield**, also spray applied. **Resene AquaShield** is a mineral effect finish with a flat sheen level, making it very sympathetic to the architecture of

older buildings. It combines the water repellent properties of silicones with a special surface micro-structure, which considerably reduces the contact area for water and dirt. The result - dirt particles adhere lightly and are more easily carried away by rain.

The main colour used is a custom made colour 'Ferry Building Stone' complemented by windows in **Resene Half Spanish White** (complex neutral). This colour palette was used on the southern roadside elevation and the entire clock tower as part of the ongoing restoration work to ensure this building continues to be a source of pride in the years to come.



Managers: Lyn & Warren Irvine, Resident Managers
villasoffice@bigpond.com
Painting Contractor: Programmed Property Services
(PPS) Gold Coast Branch,
www.programmed.com.au
Resene: Matthew Thompson, Gold Coast Trade
Representative, Burleigh ColorShop

Who wouldn't want to have a holiday every day at home? That's what the residents of The Villas Mediterranean on Fairway Drive, Clear Island Waters on the Gold Coast enjoy. Handy to the favourite spots of the Gold Coast – the beach and shopping of course – these villas also have self-contained entertainment with swimming pools, gym, sauna and even a water feature with local wildlife running through the centre of the complex.

The Villas incorporates 120 townhouses within two circuits in an L-shape. They are based on a series of two and three bedroom multi-storey designs, with

varying garage, bedroom and garden configurations to suit.

With the sheer number of residences, any exterior paint job becomes a major undertaking. The most recent exterior repaint of all 120 townhouses was no exception. The work was completed using Environmental Choice approved **Resene Lumbersider** in a mostly warm palette of hues, in keeping with the villa styling. The palette includes **Resene Desert Sand** (warm brown), **Resene Vista White** (pink edged white), **Resene Ravine** (dry cloudy green), **Resene Sante Fe**

(soft terracotta), **Resene Mongoose** (warm salmon brown), **Resene Papier Mache** (soft tan), **Resene Apache** (ochre yellow), **Resene Rickshaw** (baby brown), **Resene Hurricane** (strong taupe), **Resene Quarter Pavlova** (warm beige) and **Resene Rolling Stone** (mossy grey) to ensure a good mix of visual interest without being overpowering.

With villa management and the painting contractor managing the project, the residents were able to enjoy the paint makeover without any major disruption to their holiday way of life.



no pastels
please



Architectural Specifier: Architecture HDT HB Ltd www.hdt.co.nz
Building Contractor: Simkin Construction Ltd
Painting Contractor: Napier Painting Contractors
Photographer: Andrew Caldwell

Designed in the 1960s for Mount St. Mary's Seminary, Hawke's Bay, MaryKnoll was due for an upgrade to accommodate retired priests, incorporate a new Chapel and to bring in a host of new colour.

The architects were delighted to be given significant free rein with the colour scheme – the only stipulation from the client being that they 'didn't like white rooms'.

For the Chapel they researched the significance of colour in Catholic Churches and selected seven colours of relevance; red, blue, gold, green, purple, white and rose, which were all incorporated into the skylight design. A stunning purple and blue leaf-patterned carpet was also chosen.

With such striking colours in the ceiling and on the floor, as well as spectacular green views across Napier, two shades of beige **Resene Stonewashed** (full strength and quarter strength) were used on the walls and Sacristy joinery to complement the bright colours and the warm timber of the exposed glulamined, clear finished, structural ribs.

The dining and living rooms of the house are two back-to-back large spaces, both with floor-to-ceiling glass along one full wall, with the living room especially drenched in bright light from its north facing windows. The deep, decadent **Resene Cocktail** (blackberry grape) was chosen for these spaces so that by day the rooms would be bright and alive with colour, and by night when the silvery, rich curtains were drawn, the rooms would be transformed into rich, luscious spaces to dine and entertain.

The secondary lounge of this home was formerly the old Chapel and is a beautiful, lofty, light space

with high level windows on all four walls. Again, with so much natural light available, warm and rich **Resene Artefact** (grape brown) was selected to give the large space life and to complement the warm tones of the large timber joinery unit, finished in Tasmanian Oak stained with a reduced blend of **Resene Colorwood** tinted to **Resene Red Beech** (tan brown).

The client had asked that, although the home was to accommodate retired Priests, they didn't want any of the bedrooms to be painted in what might be associated with stereotypical 'rest home' colours – that is, no pastel tones please. With this in mind, the colours selected for the bedrooms were **Resene Seachange** (soft blue) for the sunny north facing bedrooms and a vibrant, warm **Resene Breakfree** (bold red) for the eastern and south facing bedrooms. Both strong colours co-exist harmoniously with the grey leaf-patterned carpets and silver curtains of the bedrooms, and the clean white and chocolate tones of the ensuite fixtures.

Environmental Choice approved **Resene Zylone Sheen** low sheen waterborne paint is used extensively throughout the interior, with hues of **Resene Double Oilskin** (moody brown) in the entry, **Resene Quarter Akaroa** (shingle taupe grey) in the kitchen and pantry, and **Resene Gondwana** (landscape green) in the laundry and toilet rounding out the colour palette.

The resulting feeling of the building is of a bright, warm and inviting home, with a dramatic point of difference in its striking forms, and its rich and bold interior colour.

one with nature

A limited palette of raw materials is used to create this Paekakariki family home that sits discreetly within the bush, retaining the sense of isolation within the site.

All furniture and interior linings use pine plywood coated in Environmental Choice approved **Resene Aquaclear** clear urethane to a datum of 2.4 metres. The hardwearing and low sheen finish is juxtaposed to a more sophisticated finish from above the datum and on the ceilings with **Resene Colorwood Whitewash**, which provides a subtle contrast to the natural pine colour.

A splash of intense colours inside and out contrasts with the rawness of the materials. All doors inside are salsa red torrid and tasty **Resene Jalapeno** (spicy red) while the in-your-face yellow **Resene**

Supernova (bold yellow) is used outside as a vivid contrast to the aluminium and macrocarpa.

Resene Aquaclear clear finish is also used on timber flooring, with **Resene Lustacryl** semi-gloss waterborne enamel on doors and bar shelves and **Resene Uracryl 404** low sheen urethane-acrylic providing a durable finish on kitchen and bathroom benchtops. **Resene Uracryl 404** is a unique high performance two component finish coat with excellent resistance to abrasion, moisture, petroleum solvents and mineral and vegetable oil.

Surrounded in bush and birdsong, this home is a haven from the city.

Architectural Specifier: Atelierworkshop
www.atelierworkshop.com
Building Contractor: Duncan Construction Ltd
Painting Contractor: Ian Sharock
Photographer: John Girdlestone





testing space

Sala Street, Rotorua is home to the newly refurbished and extended Scion facilities. This project was an extension of Scion's existing block of laboratories, originally built in 1969, to a new size of 1900 square metres with a complete repaint inside and out. The building includes everything a top notch research and testing organisation would need including analytical testing and research laboratories and associated write-up office spaces.

Taking advantage of the recently released **Resene ClinicalCote**, the interior finish features this product throughout. **Resene ClinicalCote** is a low odour, washable waterborne paint finish formulated with anti-microbial silver for use on broadwall areas in buildings such as hospitals, rest homes, medical centres and clinics. Anti-microbial silver protection is internationally recognised as a safe and healthy

method of deodorising and sanitising surfaces. **Resene ClinicalCote** is also Environmental Choice approved and very low VOC with less than 4 grams of VOC per litre, and is designed to withstand alcohol and glycol containing cleaners, common in locations such as hospitals and can be cleaned just seven days after application. It's available in low sheen and satin, with most projects tending towards the low sheen in keeping with the trend to low sheen paint finishes inside.

As well as harnessing the benefits of the new product, the design team also made excellent use of colour where others might have chosen to just use white. The interior colour palette includes **Resene Quarter Napa** (greyed neutral) and **Resene Sea Fog** (greyed white) in **Resene ClinicalCote** on plasterboard, complemented by **Resene SpaceCote Low Sheen**

tinted to **Resene Hot Chocolate** (deep brown) and **Resene Pohutukawa** (spicy rich red), **Resene Drumbeat** (foxy brown) and **Resene Saratoga** (burnt lime green) backpainted onto double glazing as striking colour accents. In an unusual twist, the colour is visible from both the exterior and from within the walkway adding interest to the 100 metre long corridor. The interior feature colours were used on both sides of the feature wall to form a solid block and not just a single surface.

Outside **Resene Nirvana** (yellow green) and **Resene Hot Chocolate** are a delicious welcoming combination.

Architectural Specifier: Joanne Kelly, Lab-works Architecture www.lab-works.co.nz
 Main Contractor: Watts & Hughes Construction www.whconstruction.co.nz
 Painting Contractor: GMR Holmac www.gmrholmac.co.nz
 Photography (interior): Full Frame
 Project Manager: RDT Pacific
 Resene: Craig Ell, Architectural Services Representative
www.scionresearch.com



cooking with colour

The new award-winning Kenwood kMix collection launch combined striking appliance colour with equally bold Resene colours. Each model is designed and coloured like a piece of art, to stay out on the bench to be admired. Taking its cue from current fashion trends, the kMix collection flaunts vivid colours such as Passion Pink, Outrageous Orange, Bold Blue, Coconut White and Raspberry Red, which were paired with **Resene Anaglypta** paint on wallpaper painted with hues of **Resene Trinidad** (zesty orange), **Resene Sassy** (bold magenta), **Resene Red Berry** (vivid red), **Resene Allports** (cerulean blue) and **Resene Seashell** (pearl grey).



Supplier: Fodero www.fodero.co.nz
 Architectural Specifier: Nuvo Design
www.nuvodesign.co.nz
 Cabinetmaker: Meridian Joinery

front and centre

When you're a retail store, it's important to make a great first impression to draw in customers. Pita Pit is well known for their strong use of fresh green branding to underpin their healthy meal options. When developing their store layouts, they were keen to develop their counter area further with something unique.

Out of the design concept, came a custom designed MDF panel, which was sprayed and used successfully in two stores. But the solution didn't stop there. Keen

to add more value to the solution and provide a better longer term option, the concept was evolved further to create a moulded acrylic panel sample, backpainted with **Resene Lumbersider** tinted to **Resene Limerick** (Irish green) to add colour. The benefits were immediate obvious – the new panel was more hardwearing and robust and could be more easily cleaned. The new design has been so successful that Pita Pit is rolling out this system to new stores on both sides of the Tasman.



Thanks to Matter architects, AUT staff and students, the NZ Transport Agency, Daiken and the K' Road Business Association. Backhouse www.backhouse.nz Matter Architects www.matter.co.nz Paterson www.paterson.co.nz and Kate and Mark Frazerhurst www.frazerhurst.com



Ashlea Lawson is currently studying in her final year at Whitecliffe College of Arts and Design majoring in Fine Arts. Monika Goodman has recently graduated a Bachelor of Fine Arts at Whitecliffe College of Arts and Design.

journey of paint connections

DesignDay's recent journey of connections inspired many creative paint connections also.


The journey started, for the Matter and Resene team at least, on an unused motorway off-ramp. Hundreds of bikes painted in a palette of Resene colours were arranged racing off into the future. Viewed from the K' Road overbridge, the coloured cycles were a striking contrast to the cars whizzing through Auckland's Spaghetti Junction oblivious to the sea of bikes above them. Colours traversed a palette of 27 hues, most from the latest **The Range fashion colours** collection, ranging from reds such as **Resene Smashing** (pure red) and **Resene Red Hot** (primary red) through to blues such as **Resene Captain Cook** (maritime blue) and **Resene Escape** (pale blue) and yellows such as **Resene Spotlight** (graphic yellow) and **Resene Wild Thing** (yellow gold). As well as being colourful and eye-catching, the installation also raised questions about how unused spaces can be better utilised, and whether bikes are the answer to get the city moving.

Bringing the outside in, the connections continued with nature inspired theming at Backhouse Interiors pairing furniture with food including a boldly designed and painted tree and 2000 pebbles painted in Resene colours. The colour palette

included **Resene Space Cadet** (ultramarine blue), **Resene Sassy** (bold magenta), **Resene Roadster** (bright red), **Resene Double Cod Grey** (black charcoal), **Resene Black** and **Resene White**. The colour of pebble chosen matched each visitor with a tasty treat.

Then day turned to night with the Paterson showroom transformed by Studio Frazerhurst into a vibrant night spot with blackened out windows, lighting and a nightclub vibe. Cut-outs in various poses featured in the installation, aptly painted in **Resene Hyperactive** (frenetic orange).

Heading to the waterfront, the Silos were turned into an art exhibition, including a collaboration between Ashlea Lawson and Monika Goodman. Within the Silos there is a sense of durable materiality. The evidence of past activities, histories and functionalities remain within the space, continually engaged in a discussion. The materials present reflections of a space, as the water reflects the surrounding site. The paint almost becomes water within the interior of the silos flowing to the floor. These are works that require much patience and many cans of poured Resene solventborne paint to create the unique effect.



BrushStrokes

Resene
Total Colour
Awards 2013

win a colourful award

Show your true colours and receive the recognition you deserve – enter the Resene Total Colour Awards 2013! The Resene Total Colour Awards recognise outstanding use of colour. We want to celebrate the best of the best.


And to make it easier to enter this year you can enter your images and information electronically or send them in on a disk if you prefer - whichever suits you. No colour board is needed.

Categories include: Residential – Interior, Residential – Exterior, Commercial – Exterior, Commercial – Interior Public/Retail, Commercial – Interior Office, Landscape, Education, Heritage, Neutrals, Product/Display, Rising Star – Student, Lifetime Achievement. Commercial includes commercial, corporate rebranding, industrial, government sector.

A wide range of entries each year are showcased on the Resene website in the Resene Total Colour Awards gallery and are included in Resene media throughout the year. For the colourful winners, each category winner will win NZ\$1000 and a coveted Resene Total Colour Award sculpture and the overall Nightingale winner will win NZ\$2500 and an exclusive Resene Total Colour – Nightingale Award sculpture.

Entries are now open. See the Resene website www.resene.com/colourawards or email colourawards@resene.co.nz for an entry form.

Entries close 21 June 2013.



Previous Resene Total Colour winners

don't get caught in the cold



Maximise midwinter work with Resene Wintergrade paints. Painting in winter can be a challenge with the cold weather playing havoc with application and performance.

Waterborne paints are typically based on tiny, thermoplastic particles that deform and stick to one another during the stresses of drying and film formation. Particles deliberately engineered to be soft, form films easily even at quite low temperatures. The softness, however, extends to the finished film, making it prone to damage from dirt retention. Hard particles can be made, but they require heat, or large amounts of plasticising solvents, in order to form films.

A compromise was required and the industry accepted particles that needed some plasticising solvent, and some heat (10°C or higher) to form useful films. Since that time, novel technologies have arisen that can overcome the hardness/film-formation dilemma. One of the methods is to build the sub-micron plastic particles in two separate phases – a soft phase that will coalesce at very low temperatures; and a hard, tough phase that will contribute good film properties – a paint version of peanut toffee. Because coalescing solvents are not necessary, an added bonus of the technology is that it is very green with low VOC.

Waterborne paints can be formulated without humectants (typically added to slow the dry in hot weather), which makes them faster to dry in winter.

The Resene Technical team developed the novel technology into a series of Resene Wintergrade products that will dry in temperatures down to 2°C.

The Resene Wintergrade range includes Resene Wintergrade Lumbersider waterborne low sheen (see Data Sheet D34a), Resene Wintergrade Sonyx 101 waterborne semi-gloss (see Data Sheet D30a), Resene Wintergrade Hi-Glo waterborne gloss (see Data Sheet D31a), Resene Wintergrade X-200 acrylic waterproofing membrane (see Data Sheet D62a), Resene Wintergrade Quick Dry waterborne primer undercoat (see Data Sheet D45a) and made to order Resene Wintergrade Roof Primer waterborne roof primer (see Data Sheet D407, minimum quantities may apply).

Wintergrade products are the same price as the standard products, so painters can select whichever product fits in best with the local weather conditions without affecting the contract price.

waterborne protection



Resene Uracryl has been a popular product in the Resene Engineered Coatings range for many years, for its striking durable finish and colour range. Over the years it has protected a huge range of projects.

With Resene decorative products increasingly moving to waterborne technologies, the Resene Technical team have applied the same focus to Resene Uracryl to create a new waterborne low VOC variant. The first Resene Uracryl to be available in waterborne technology is Resene Waterborne Uracryl 802, a waterborne

urethane acrylic semi-gloss finish with VOCs of just 69 grams per litre.

Resene Waterborne Uracryl 802 is a waterborne high performance two component semi-gloss finish with excellent resistance to abrasion, moisture, petroleum solvents and mineral and vegetable oils. As well as providing excellent protection, Resene Waterborne Uracryl 802 has a desirable high quality finish with excellent colour retention.

For more information on Resene Waterborne Uracryl 802, see Data Sheet D802.

fresh fire ratings

With the new fire test methods in place, Resene has tested a range of popular Resene paint finishes using the new test methods.

The listed Resene paint systems over the listed substrate have been fire tested using a cone calorimeter in accordance with ISO 5660 to determine Group Classification in accordance with New Zealand Building Code (NZBC) Verification Method C/CM2 Appendix A; National Construction Code (NCC) Volume One Specification C1.10 and A2.4 of the Building Code of Australia. View the Resene paint systems – Fire ratings on the Resene website – www.resene.com/fireratings.



Fire ratings

artistic license



The tank farm at Wynyard Quarter has traditionally been a collection of monochrome tanks. Now the tanks have a colourful front line with a series of tanks painted in Resene paint by street artist Askew, inspired by the words of poet C.K Stead. With the unique nature of this project, let alone the combined sheer height and surface area of each tank, the tank transformation was remarkably quick.

Situated on reclaimed land, the area became home to bulk petro-chemical tank storage in the 1930s. Over the years changes to the way Auckland accessed fuel supplies made the bulk tank storage redundant freeing up the land to be transformed as part of the Wynyard Quarter project.

Askew's work focuses on a small palette of colours on each tank applied with an interesting pattern effect that works well with the rough substrate of the tanks.

The tanks are finished in Resene Lumbersider tinted to Resene Glacier, Resene Blue Stone and Resene Blue Night for one palette, Resene Ironside Grey, Resene Grey Nickel and Resene Black for a second palette and Resene Milano Red, Resene Old Brick, Resene Persian Red and Resene Lime, with Resene white used across all three palettes. Resene Multishield+ was applied over the finished colour coats to help provide extra protection to these very exposed artworks.



paint the town and win


The Resene Mural Masterpieces 2013 is open for entry. Entry is easy – simply register your entry details online at www.resene.com/murals.htm or drop into your local Resene ColorShop and pick up a copy of the Mural Masterpieces Competition registration form.

Send your completed registration to Resene and you'll receive an entry pack containing all the information you'll need to get started. There are four classes of entry:

- Best Professional Mural
- Best Community Mural
- Best School Mural (tertiary and primary sections)
- Best Mural Design

Gather together your favourite community group, school children or tackle a mural yourself. Entry is open to all ages and all mural types, so get your creative juices and paintbrushes fired up. Entries close 12 November 2013.

Open to murals in Australia, New Zealand and the Pacific Islands.



quick reflectance check

With substrate manufacturer restrictions on the minimum reflectance value of paint that may be used over their materials, Resene has for many years provided reflectance value information on Resene colour charts and tools. Of late reflectance values are also being used to determine the level of finish glare, with maximum light reflectance value limits being applied to some projects.

To help you quickly identify colours available at set minimum or maximum reflectance value levels, Resene has included a reflectance values search option on our online colour library. Simply select the reflectance value level you need to work with and the online colour library will show you swatches of all colours that meet those requirements.

See www.resene.com/colour to search for reflectance values or view the Resene colour listed sorted by reflectance value online - www.resene.com/swatches/download_LRV.xls.



are you listed?

The Resene online **Find-A-Professional** section lists professional decorators and specifiers free of charge on the Resene website. It's a quick and handy way for website users to find everything from a professional painter to a professional waterblaster or a designer. Listings include hyperlinks to email and website addresses to make contacting the relevant business easy.

If you're not listed yet, make sure you get your free listing – all you need to do is visit the Resene website listing page (www.resene.com/Professionals/update-emailform.jsp) and complete your details or pick up the **Professionals Wanted** brochure at any Resene ColorShop, complete and return.



ceiling flattery

To complement new Resene Room Velvet low sheen solventborne paint for high wear and tear areas, Resene has released Resene Ceiling Velvet, a flat solventborne enamel. Like Resene Room Velvet, Resene Ceiling Velvet is based on a tough solventborne resin, which makes it ideal for ceilings in wet areas.

Manufactured with less than 1% aromatic hydrocarbon content, Resene Ceiling Velvet is easy to apply and dries without the unwanted and strong solvent odours associated with traditional solventborne products.

And to help keep the product lower odour, Resene has launched Resene Thinner No.2 lower odour for thinning and clean up.

Resene Ceiling Velvet is available in white and a huge range of popular Resene colours off white from Resene ColorShops and Resellers. See Data Sheet D321 for technical information.



hobbit home



Hobbiton visitors have an extra destination to add to their hobbit tour with the makeover of the Matamata i-Site information site. Once a fairly run of the mill i-Site, it has now been transformed to a building that would be comfortably at home in the Hobbiton set.


Opened to coincide with the premiere of Peter Jackson's *The Hobbit*, the new look Hobbiton i-Site has hosted many thousands of visitors and featured in just as many photos.

The design for the i-Site was created by *Lord of the Rings* (LOTR) Oscar-winning production designer Dan Hennah and built by the LOTR and *The Hobbit* art director Brian Massey.

The cast of Resene products and colours used to transform the Matamata i-Site into a slice of Hobbiton life was extensive, including **Resene Lumbersider** tinted to **Resene Half Tea** (complex neutral), **Resene Limerick** (Irish green) and **Resene Putty** (strong cream), **Resene SpaceCote Low Sheen** tinted to **Resene Black**, **Resene Pizza** (rust gold), **Resene Goblin** (deep green), **Resene Tuscany** (dusty orange terracotta) and **Resene Woodrush** (deep olive green).

The selection also included a wide range of wood stains with **Resene Colorwood** tinted to **Resene Blackwood** (black brown), **Resene Candlelight** (warm yellow), **Resene Dark Ebony** (black), **Resene Desert Yellow** (warm deep yellow) and **Resene Ironbark** (brown), **Resene Multishield+ Flat**, **Resene Woodsman Wood Oil Stain** tinted to **Resene Heartwood** (light timber brown), **Resene Waterborne Woodsman** tinted to **Resene Bark** (deep brown), **Resene Blackwood**, **Resene Jacaranda** (blackened magenta), **Resene Red Pepper** (fresh red), **Resene Shadow Match** (brown black) and **Resene Totem Pole** (bright red), **Resene Timber and Furniture Gel** tinted to **Resene Kwila** and **Resene Sheer Black**, **Resene Furniture and Decking Oil**, **Resene Lustacryl** tinted to **Resene Putty**, **Resene Qristal Clear Poly-Satin polyurethane** and **Resene Aquaclear** satin waterborne urethane.

Visitors can tour the rebuilt Hobbiton movie set as it appeared in the films on private farmland in Matamata and check out the new look i-Site enroute.



papered history

The Tingey family are well known in decorating circles for their unwavering commitment to supplying decorating materials to local homes for over a century. *Excelsior: The R&E Tingey Story* traces the Tingey family and their business interests from the late 19th century. As well as following the story of the family, the book also covers the historical development of paint. Today the supplies of Tingey wallpaper to Resene have ceased as the Tingey family have retired but their history lives on in this book.

Copies of the book are available for purchase. Contact RobertTingey@xtra.co.nz for details.

light relief

'I served a lady who was after a 4L of Spanish White in semi-gloss acrylic. I proceeded to tint up some Sonyx 101 to Spanish White and labelled it as normal, writing the colour name, shop name and my name - MATT. Twenty minutes later I received a phone call from a lady accusing me of supplying her with flat paint rather than semi-gloss as she had asked. I replied 'No I mixed up a 4L of Spanish White in semi-gloss acrylic'. She quickly replied 'Excuse me, but on the label it says 'Spanish White and underneath that it says MATT'. I quietly giggled and promptly explained to her that MATT was actually my name and not the sheen level of the paint. She quickly apologised, had a bit of a giggle herself and apologised again.'

Thanks to Matt for sharing this colourful moment. If you have a colourful paint or decorating story of your own to share, we'd love you to email it to us at update@resene.co.nz.

fresh habitat

The latest Habitat magazine from Resene has been released. **Habitat issue 18** looks at all the elements of our homes, both inside and out. It's coloured by Resene, but it's not just about painting. It covers the full spectrum of design, renovation and refurbishment – from the smallest to the largest projects. Everything from colourful home decorating projects to handy step by step projects. If you missed out on a copy, Habitat is available from Resene ColorShops and representatives or email update@resene.co.nz and Resene will send you a free copy while stocks last. Remember to include your full name and postal address when you email.

Resene Habitat is published twice each year and is also supported by the **Habitat of the Week** newsletter with fresh inspiration and decorating projects to keep you inspired in between magazine issues. See recent Habitat of the Week stories online at www.habitatoftheweek.co.nz and sign up for the email newsletter.



Resene, Licensed products since 1996



the paint the professionals use

Mr. N.O. Whereman
1 Don't Know Road
Nowheresville



SENDER: Resene Paints Ltd, PO Box 38242 Lower Hutt 5045

Incorrect mailing: If you are receiving multiple mailings or you would like us to change your mailing details, please call: In Australia phone 1800 738 383, in New Zealand phone 0800 RESENE (737 363) or email update@resene.co.nz.