

In Australia, PO Box 785, Ashmore City, Queensland 4214  
Call 1800 738 383, visit [www.resene.com.au](http://www.resene.com.au)  
or email [advice@resene.com.au](mailto:advice@resene.com.au)

**Resene**  
the paint the professionals use

In New Zealand, PO Box 38242, Lower Hutt 5045  
Call 0800 RESENE (737 363), visit [www.resene.co.nz](http://www.resene.co.nz)  
or email [advice@resene.co.nz](mailto:advice@resene.co.nz)



## funky fit-out

The GHD office fit-out is a new development on the Newcastle waterfront, with views towards Newcastle's industrial past. Housing a multidisciplinary consulting practice that has been involved in major industrial and infrastructure projects, the design concept was for the detail design, including selection of the colour palette, to take cues from the industrial past of the client organisation and Newcastle itself. Added to this was the need to provide a contemporary fit-out suited to the new development, and to demonstrate the client's commitment to quality design and sustainability. The client brief also called for a fun and funky space for their staff to work in and trusted the designers in their suggestion of a bold colour palette based around acidic bright colours with extensive use of black, grey, red and metallic finishes.

Key features include the entry wall painted in Resene Maxwell Smart (warm black) with applied vinyl graphics demonstrating the colour palette throughout the office, the bright orange storage units and timber slat walls to match electrical switchboards, and the design of the reception desk in high gloss laminate with an automotive feel. Throughout the fit-out, splashes of colour in doors, bulkheads, fabrics and floors set off the selection of white for the majority of joinery and furniture. The




Resene colour palette is broad bringing in hues of Resene Billy T (mustard gold), Resene Cherry Pie (purple), Resene Decadence (rich blue), Resene Guardsman Red (bold red), Resene Jordy Blue (fun blue), Resene Kitsch (retro teal), Resene Lima (lime green), Resene Lip Service (red violet), Resene Maxwell Smart, Resene Minsk (papal purple), Resene Quarter Spanish White (light neutral), Resene Red Hot (primary red), Resene Sun (yellow orange), Resene Turbo (energetic yellow),



Resene Tahiti Gold (bold orange) and Resene Wot Eva (hip blue).

In keeping with their commitment to the environment, paints used throughout the fit-out were specified based upon the Green Building Council of Australia's limits for low VOC emissions. Environmental Choice approved Resene Zylone Sheen VOC Free waterborne low sheen adorns most wall areas complemented by Resene Enamacryl gloss waterborne enamel on trims and joinery and Resene Zylone 20 waterborne flat on ceilings.

Architectural Specifier: Ceilidh Higgins and Kate Marsh, [www.ghd.com](http://www.ghd.com)  
Building Contractor: Bolkm  
Painting Contractor: Jorcam Painting Pty Ltd  
Photographer: Murray McKean



## write right

The Yellow Fox Design team found a creative way to combine striking colour in the form of Resene SpaceCote Low Sheen tinted to Resene Spotlight (graphic yellow) from The Range 2011/12 fashion fandeck, and Resene Write-On Wall Paint with their new Annex fit-out. Resene Write-On Wall Paint can be applied over existing paint finishes to provide a surface you can write on with whiteboard markers or liquid chalk, without damaging the wall finish.



## naturally calm

Staff working at the new Department of Conservation building on the corner of River and Lones Road in Rangiora needed a calm working environment. Outside the building exterior needed to reflect the Department of Conservation colours, blend into its new surroundings and use environmentally preferable materials where possible.

The inspiration for this project came naturally from the North Canterbury landscape of flax, tussock, forest, moss and rocky hillsides. The exterior of the building uses COLORSTEEL® Karaka and is clad in board and batten and rendered with Environmental Choice approved Resene Waterborne Woodsman in Resene Cedar. Natural timbers and stone filled Gabion baskets further accentuate the natural exterior.

The colours used throughout the interior are all soft earthy hues, incorporating Resene Lemon Grass (smoky grey green), Resene Sandstone (taupe

brown), Resene Double Akaroa (deep taupe) and Resene Craigieburn (landscape brown), all creating a calm restful environment for both staff and visitors alike. Paint finishes are Environmental Choice approved with Resene Zylone Sheen waterborne low sheen on walls and ceilings in Resene Zylone 20 waterborne flat. The reception area features natural stone walls housed within additional Gabion baskets set alongside the glass counter top and plywood work station, drawing the natural exterior atmosphere through to the interior.

With calming material and colour selections inside and out, staff and visitors can go about their day in harmony with their surrounds.

Architectural Specifier: M McMillan  
Building Contractor: Leighs Construction  
Colour Selection/Interior Designer: Andrea Robertson Design  
www.andrearobertsondesign.co.nz  
Painting Contractor: Spencer Painters  
Project Management: Arrow International  
Photographer: Hannah Baxter Photography  
Resene: Christchurch Architectural Services

## black wins

The design concept for this architecturally designed two storey home on a well established street just across from the beach was to use strong, contrasting colours and materials with an emphasis on black, to accentuate its modern design and complement the luscious tropical landscaping.

But with the decision to opt for black, came concern that the black on the exterior cladding would cause problems because dark coatings are liable to overheat. After extensive research Resene Waterborne Woodsman CoolColour™ technology was selected enabling the black design concept to be retained. The Resene CoolColour technology reflects more of the sun's energy than a standard colour while still providing the natural plywood effect being sought for this home.

The exterior colour scheme uses Resene Pitch Black (tar black) as the main feature colour on the texture 2000 plywood with subtle grey and crisp whites on the raw masonry block veneer, fascia and soffits. This colour palette gives a contemporary twist on the 'old kiwi beach bach'. The black stain accentuates the plywood giving this home the added wow factor and designer edge, exactly as the design concept intended.

Building Contractor: Nathan Mouldey  
Colour Selection: Jennifer Harford  
Resene: Tauranga

## glass meets colour



Think painted glass, think a splashback? Think again. Painted glass is finding itself in a whole host of other projects and locations thanks to innovative thinking.

Painted glass is now being used in an increasing range of designer applications, such as kitchens, sliding wardrobes, feature panels, bathroom wall panels, vanity tops, table tops, entry door and furniture, commercial uses, graphic back glass, spandrel panels on buildings, receptions and foyers.

Painted spandrel panels are a growing market and an effective way to add colour to a building exterior in a creative new way. Shown here are painted spandrel panels in Resene Astral (floaty blue).

Brisbane's most exclusive apartment development, the ultra-luxury Scott Street Apartments at Kangaroo Point, not only have frameless shower screens and painted glass including splashbacks and mirrors to enhance the superlative interiors but they are also home to a unique feature wall around the swimming pool using toughened mirror and painted glass panels.



GCP Paints, manufactured by Resene, are exclusively used for these painted glass projects and a myriad of other projects completed by Safa Glass up and down the East Coast. With thousands of Resene colours to choose from, the only limit is the designer's imagination about what colour and glass to put where.

Painted glass supplier: www.safaglass.com.au





## eco aware

With stunning views over Tasman Bay and Richmond hills, this architecturally designed house combines style, function and sustainable living.

The property is classed as hybrid because it generates its own electricity through rooftop PV panels (grid-connect system). Rainwater is collected, but the town supply can be accessed in times of excess need. The town sewage system is used, but grey water – from sinks, baths and showers – is recycled into an established underground irrigation system that waters your garden. During a time of rising prices, this home costs next to nothing to run.

The materials of note in this home include joinery manufactured from non-treated, sustainable Douglas Fir, walls insulated with wool for greater heat and inter-room insulation and low-e argon gas-filled double glazing windows. Inside, this home features energy efficient LED and fluorescent lighting and appliances, non-toxic low VOC Environmental Choice approved Resene paints, recycled eco architraves and skirting boards and sustainable bamboo flooring.

The four double bedroom home is finished in **Resene Thorndon Cream** (green edged neutral) variations inside with full, half and quarter strength combinations. Outside **Resene Calm Green** (green grey) and **Resene Windblown Green** (lichen green) from the Karen Walker collection provide a soothing introduction to the home.

**Resene Broadwall 3 in 1** was used to provide a level 5 finish to interior walls, topcoated in **Resene Zylone Sheen VOC Free** in main living areas and **Resene SpaceCote Low Sheen** in wet areas. Trims and joinery are in **Resene Lustacryl** semi-gloss waterborne enamel.

Eco-conscious people who want it all can have it all with this home.

Building Contractor: Hybrid Homes & Living Ltd, [www.hybridhomes.co.nz](http://www.hybridhomes.co.nz)

Painting Contractor: Colorbox, [www.colorbox.co.nz](http://www.colorbox.co.nz)

Resene: Philip Thompson, Nelson/Marlborough Branch Manager



## hot hot hot

The Polynesian Spa in Rotorua is home to two new couple's rooms, part of an extensive project to increase capacity and improve the retail area and Spa entrance.

The two double rooms look out across Lake Rotorua from their vantage point inside the category B historic building, built in 1932. A refuge and relaxation haven for couples, the rooms have provided a much needed boost in capacity. Polynesian Spa is in the enviable position of therapy rooms often booked



days in advance, even during the recession when many other businesses suffered. In fact, the stress the recession has brought has probably created the higher level of demand for the ultimate in relaxation.

The new couple's rooms are decorated with warm, quiet earthy colours, timber flooring, upmarket granite benchtops and tiles from Middle Earth. Beyond the rooms, retail space has also been



doubled due to demand. The interior palette comprises hues from the **Resene The Range Whites & Neutrals** fandeck with **Resene Castle Rock** (light grey neutral) in full and half strength and **Resene Nullarbor** (warm neutral) in double and eighth strength.

Polynesian Spa is an internationally recognised geothermal spa on the shores of Lake Rotorua, and has repeatedly been voted one of the world's top ten geothermal spas by travel magazine Conde Nast readers – the only spa to achieve this outside Europe. It also won the inaugural Resene Total Colour Landscape Award for excellent colour use.

With 26 geothermal hot pools on site, 13 therapists, and with the new additions, 10 spa treatment rooms, Polynesian Spa is really the ultimate in relaxation.

Architectural Specifier: Chris Stone – Landscape and Architectural Designer  
Building Contractor: Parkes Construction  
Landscape Contractor: Luke Brennan and Bruce Edwards  
Painting Contractor: Polynesian Spa Maintenance Staff  
Photographer: Brandon Stone, Shoot Out Photography  
Resene: Tony Taylor, Rotorua Trade Sales Representative

## furniture that works

The Seedling brand is synonymous with vivid colour, creativity and child friendly. When opening their flagship store in Remuera, Seedling wanted to stay away from the traditional primary colours that are found in so many children's stores and products but still use vibrant, exciting colours that would invite and inspire children and adults alike.

Resene colours are incorporated into the 10 coloured Seedling brand stripes adorning the entire main wall behind the counter. This wall is shared with the birthday party room at the back of the store, which sports large polka dots in the 10 colours combined with unique fabrics draped on the other walls. Walls are finished in **Resene SpaceCote Low Sheen** waterborne enamel for a hardwearing finish that can withstand the inevitable wear and tear of a children's product retailer.

The vibrant Seedling colour palette features **Resene Bahia** (lime green), **Resene Bilbao** (sharp green), **Resene Bright Red** (pure red), **Resene Candy Floss** (hot pink), **Resene Dark Knight** (strong slate blue), **Resene Eastern Blue** (sky blue), **Resene Papier Mache** (soft tan), **Resene Sassy** (bold magenta), **Resene Space Cadet** (ultramarine blue) and **Resene Trinidad** (zesty orange).

Taking the concept a step further, secondhand furniture (chairs, tables and cabinets) were collected then coated with an Environmental Choice approved



system of **Resene Waterborne Smooth Surface Sealer** followed by topcoating in **Resene Lustacryl** semi-gloss waterborne enamel tinted to one of their selected 10 Resene colours. The vibrantly painted furniture is used for visual merchandising throughout the store. The furniture is stacked in levels, such as a chair on top of a coffee table on top of a dining table. The combination of Seedling's product range with the vivid Resene colours of the furniture and feature wall has created an appealing retail space and a stimulating activity space for customers.

The brightly coloured furniture stacked in random combinations perfectly reflects the Seedling brand where anything is possible with a little imagination.



## colour clad

Designed and coloured to encourage the occupants to transition between natural and built space, this home on the Tweed Coast of northern New South Wales breaks away from the norm with the help of a little colour.

The house comprises two pavilions connected by a central deck. External walls presenting to neighbours are clad with metal sheet, coloured in subdued landscaped grey-greens. The colour wall is located on the 'inside', between the pavilions, representing the living heart of the house. Colours reflect those found in the local natural environment – sea greens, whitewater, beach grasses, blue skies, field flora and golden sunsets.

Applied in staggered panels, the colours are set to a rhythm as if to appear random on the wall. This assists in reducing the scale of the wall, reflects the

varied form and scale of elements in the natural environment and suggests movement in the static composition.

The exterior is finished in Environmental Choice approved **Resene Lumbersider** waterborne low sheen tinted to **Resene Bluegrass** (mid tone green), **Resene Compass** (blue grey slate), **Resene Escapade** (grey blue), **Resene Flashback** (fire orange) and **Resene Lime White** (crisp white).

As the coloured wall faces east-northeast, part of its appeal is the change in lighting intensity that it receives at various times across the day. Bright morning light reinforces the depth of the colours and also creates a dappled effect from the shadows of the significant trees adjacent to the site. It signifies that the day has commenced. Afternoons see the wall in shadow and the colours are draped in a softly lowering light until sunset.

Architectural Specifier: Chris Lillis, Crisilis Architecture  
www.crisilis.com.au



## the right punch

Opened in 1996, the Bruce Mason Centre theatre and conference centre in Takapuna was long overdue for a repaint.

Housing a tiered theatre seating 1164, an international size stage and a conference centre, the exterior repaint was a large scale project for the North Shore.

The main exterior solid concrete wall areas with portions of Hardibacker are finished in Environmental Choice approved **Resene Sonyx 101** semi-gloss waterborne with **Resene Uracryl** protective coating on all steelwork. To protect against graffiti, **Resene Uracryl 403** has been applied up to three metres high on the exposed Killarney Street elevation.

Colours were selected with the aid of **Resene RenderRite**, an electronic rendering service that enables you to see the colour applied to a building, making it easier to visualise the effect different colour selections will have. The final colour palette chosen was **Resene Half Tapa** (urban grey) on the main wall areas, complemented by **Resene Foundry** (shadowy charcoal) on the Killarney Street elevation feature walls, steels beams and handrails and the striking **Resene Lonestar** (dark red) on the feature wall at the front entrance and accompanying the carpark stairs.

The combination of the deep red with the tonal greys provides just the right amount of punch without overpowering the neighbourhood.

Painting Contractor: Andrews Property Services Ltd  
Property Manager: Ian Fisher, North Shore City Council  
Resene: Ben Solly, Branch Manager Auckland North/West; Angela Fell, Colour Consultant; Daryl Spinetto, National Project Services Manager



## five senses

The senses of touch, taste, smell, sight and hearing are stimulated in many ways by bringing a variety of design elements into an interior, but the sense that is most enhanced by this, is the sixth sense of intuition... of how a space makes you feel.

Amanda Neill from Designworx, believes that interior design shouldn't be limited to what you can see or sit on, otherwise the experience of a space would be very limited. At the Auckland Home Show, she designed a room that engaged all of the senses, but not always in the traditional sense of the word.

Based loosely on a spa direction, design elements such as the texture of the rug, stimulated the sense of touch, and the feature wall emulated nature to play on the sympathetic nervous system and induce feelings of relaxation. Included in the room was a futuristic hanging fireplace, and a living vertical wall, planted with Sphagnum Moss and Alyssum. Soft music and lighting completed the space creating a dreamlike ambience. The room was finished in Environmental Choice approved **Resene Lumbersider** tinted to **Resene Planter** (green olive) from **The Range 2011/12** and **Resene Albescent White** (pale beige) from the Karen Walker collection.

The sensory designer room heightened the viewer's experience, taking a room out of the ordinary into the extra-ordinary. Many at the show lingered for a long time simply soaking up the atmosphere.

Designer: Amanda Neill (www.designworxnz.co.nz)



## in harmony

Streamside is a neighbourhood of six multi-level homes at prestigious Millbrook Resort, which run alongside the edge of Mill Stream on one side and the tenth fairway on the other. With a masterful blend of traditional and contemporary design, Streamside sits in total harmony with its surroundings.

A common design thread runs through the development yet each home has a subtle diversity and individual look and feel. They have deep window reveals, use stone and plaster with natural cedar weatherboards to add variety and texture, and are topped with a slate roof. Landscaping materials include basalt, exposed aggregate and schist retaining walls. The exterior plaster is finished in an Environmental Choice approved system of **Resene Limelock** to cure and seal in any free lime, then topcoated with **Resene X-200** waterproofing membrane.

The Resene colour palette was chosen to ensure each home has its own individuality while still creating a link with each other. The colours chosen from the **Resene The Range Whites & Neutrals** fandeck tone beautifully with the golf course, Mill Stream, the landscaping and the surrounding mountains as well as the natural exterior materials used. The sophisticated colour palette of **Resene Double**

**Pavlova** (green edged cream), **Resene Eighth Napa** (grey brown), **Resene Eighth Pavlova** (smooth cream), **Resene Half Mondo** (lizard brown), **Resene Napa** (grey beige neutral) and **Resene Stonewall** (deep beige neutral) with subtle silhouettes appropriately reflects the historical Millbrook Resort and makes this neighbourhood comfortably at home.



Architectural Specifier: Michael Wyatt  
Building Contractor: Naylor Love and Rilean Construction  
Colour Selection: Michael Wyatt and Client [www.millbrook.co.nz](http://www.millbrook.co.nz)  
Interior Designer: Jewel Cassells  
Painting Contractor: Rod McDonald and Dion Bolland  
Resene: Annette Macalister, Queenstown Area Manager



## holiday haven

The first Ronald McDonald family retreat in Rotorua provides families with seriously ill children a week's holiday free of charge and a chance to spend time with their loved ones that they might otherwise not have. The Rotorua lakeside location was chosen due to its central location and proximity to popular attractions in Rotorua. It is expected to be used by 100 families from across the country each year.

The stunning property in Ngongotaha was purchased with support from a local donor and plans were drawn up courtesy of Elliott Architects to make way for a purpose built family retreat consisting of two family homes.

Continuing our support for Ronald McDonald House projects around the country, Resene donated all the paint to this project including **Resene Woodsman**, penetrating oil stain in hues of **Resene Bamboo** (clear yellow tan), **Resene Fern Frond** (yellow green) and **Resene Banjul** (blackened green) and **Resene Lumbersider** waterborne low sheen and **Resene Sonyx 101** waterborne semi-gloss tinted to **Resene Triple Concrete** (urban grey) and **Resene Concrete** (frosted grey). Inside **Resene Zylone Sheen** adorns most wall areas in hues of **Resene Ash** (green edged grey) full and quarter strength.

For families stricken by illness, this retreat offers a treasured family holiday that will be remembered long after they have returned home.

Ronald McDonald House Charities  
[www.rmhc.org.nz](http://www.rmhc.org.nz)



## strike!

Building on the success of the Wellington complex 'The Lanes', Bowland Ltd commissioned a new facility to cater for family groups, corporate functions and ten pin bowling league teams.

The challenge was to accommodate 24 bowling lanes, a laser gaming facility, corporate facilities and support functions, within the leased warehouse-style space, and deliver the wow factor required to achieve ongoing commercial success.

Ten pin bowling alleys are traditionally huge barn-like spaces creating impersonal lanes with most equipment and fittings selected from an international bowling supply company's standard catalogue. There is little in the way of zoning or differentiation of spaces to cater for different users. The Hutt Road building shell as planned potentially exacerbated this situation.

The extensive spatial requirements were achieved by planning the 'Laser Strike' area beneath a mezzanine accommodating six lanes, private party rooms and a corporate area overlooking the main space.

The finishes were selected to be robust and durable recognising the industrial nature of the building and the equipment behind the scenes, yet also to provide an air of sophistication appropriate to a venue with full bar service, food, music, pool tables and private function spaces.


Large parts of the interior were finished with fibre cement sheet, finished with a lightly pigmented **Resene Uracryl** finish in the colour 'Strike' developed specifically for this project. The soft brown finish adds a warmth and depth to the panels and concrete walls, softening the industrial feel of the building, while providing a very robust finish. Environmental Choice approved **Resene SpaceCote Low Sheen** and **Resene Enamacryl** gloss waterborne enamel decorate the rest of the interior in a carefully selected palette of **Resene Alabaster** (blackened white), **Resene Arrowsdown** (rich mellow neutral), **Resene Catch 22** (black metallic), **Resene Double Arrowsdown** (earthy neutral), **Resene Double Barista** (sweet brown), **Resene Eighth Napa** (grey brown), **Resene Half Arrowsdown** (warm neutral), **Resene Half Napa** (muted neutral), **Resene Half Oilskin** (walnut brown), **Resene Oilskin**

(green brown), **Resene Quarter Colins Wicket** (warmed suede), **Resene Rendezvous** (garnet red), **Resene Sputnik** (blue metallic) and **Resene Triple Arrowsdown** (rock neutral).

The nine metre high central concourse is made ambiguous by a dark acoustic ceiling with glowing red fibreglass forms floating overhead. A contrasting hard-edged white ceiling over the mezzanine and bar help define and draw attention to these key spaces.

The completed project strikes just the right tone presenting ten pin bowling as attractive social entertainment and a healthy sporting activity.

Architectural Specifier: Jason Parkin,  
Warwick Bell [www.teamarchitects.co.nz](http://www.teamarchitects.co.nz)  
Building Contractor: Capital Construction Ltd  
Painting Contractor: Young White Group Ltd  
Resene: Craig Ell, Wellington Architectural Services Representative



# BrushStrokes



## walltrends

Accent walls are increasingly being used in interior schemes to bring new elements of focus and style to a space. Make a statement based on today's trends, then change it as often as you like. **Resene Walltrends II** is a 'paste the wall' wallpaper collection – easy to hang and easy to remove. View the collection at Resene ColorShops. An extensive range of wallpapers are also available to view in our online library at [www.resene.com/wallpaper](http://www.resene.com/wallpaper).



## join the fan club

Resene has released **The Range 2011/12** and **The Range Whites & Neutrals** in recent months. If you are a regular Resene specifier and have missed out on getting a copy, you can order them free online at [www.resene.com/easyorder](http://www.resene.com/easyorder).



## green and safe

Resene was delighted to win three awards recently - the **Auckland City Community Safety Commerce award**, and the **Central Regional Sustainable Business Network Trailblazer Large Corporate Award** and **Sustainable Business of the Year Awards**.

Thanks to everyone for your suggestions, ideas and encouragement that have helped us continue to improve our products and services. Your feedback is always welcome and you can send it to us anytime via our website.

## coloured up

The Colourways colour forecast released in 2010 features Resene colours in both the Australian and New Zealand palettes. All colours may be ordered as drawdowns – standard Resene colours via the Resene website and non standard Resene colours via Resene owned ColorShops. View the Resene colours in the Colourways collection online at [www.resene.com/colourways.htm](http://www.resene.com/colourways.htm).

## shortcut

As a quick shortcut for those who like to download all Data Sheets, we have created a new feature on our website. On the Product Data Sheet, Safety Data Sheet and Specification sections we now have a 'download all' option, which downloads all the product data sheets, all the safety data sheets or all the specification sheets. The zip files are recreated automatically each day so if there are updates they will be live in the zip file the following day.

Once downloaded just extract the files to your chosen folder and you can access them whenever you need.

And if you are wanting the entire range of Resene colours in jpeg form, we also have a 'download all' option for those, accessible from our online colour library at [www.resene.co.nz/colourlibrary](http://www.resene.co.nz/colourlibrary).



## wall protection


Resene ClinicalCote is a low odour, low sheen washable waterborne paint finish formulated with anti-microbial silver for use on broadwall areas in buildings such as hospitals, rest homes, medical centres and clinics.

Anti-microbial silver protection is internationally recognised as a safe and healthy method of deodorising and sanitising surfaces. A very low VOC formula, Resene ClinicalCote is Environmental Choice approved and has less than 4 grams of VOC per litre. In keeping with the modern trend of low sheen finishes, Resene ClinicalCote has a desirable low sheen finish from all angles and is designed to withstand alcohol and glycol containing hospital cleaners to keep it looking its best. The painted surface can be cleaned just seven days after application.

Use Resene ClinicalCote on walls and complement with Resene waterborne enamels on trim and joinery and Resene Ceiling Paint on ceilings for a very low VOC finish.

Resene ClinicalCote is available from Resene in a wide range of over 800 Resene colours. See Data Sheet D318, available from Resene representatives or the Resene website.





## going pink


An old favourite has gone pink, with the new limited edition 'pink' monopoly set supporting the New Zealand Breast Cancer Foundation. Featuring local streets and supported by local brands, including Resene, you can enjoy a great game of monopoly while supporting a superb charity that touches the lives of so many. Available from selected book stores while stocks last.



## you view

Resene has created Resene channels on youtube to make it quick and easy for to view everything from the Resene Total Colour Awards ceremony, to roadshow presentations, how to apply paint and hang wallpaper videos and much more. We're adding to the content as new material comes available but if you have suggestions of videos you'd like to see on our Resene channels, please let us know – simply email [update@resene.co.nz](mailto:update@resene.co.nz) or write to us at the address at the end of this Resene News.

You can check out the Resene channels on youtube – you'll find them under **ReseneSpecifier**, **ReseneTrade**, **Resene1946** and **ReseneDecorating**.



## all that glistens

When you come to Catalina Cafe in Hobsonville on a sunny day you might notice the pathways and pavement around it glistening in the sun. Welcome to GlassCrete™, where waste paint and waste glass meet concrete.

The path to GlassCrete began when we first commenced the Resene PaintWise programme. Resene PaintWise is a product stewardship programme which takes back unused/unwanted paint and paint packaging via Resene ColorShops. Early on the mission was to make sure all materials taken back were recycled in some form.

reaction of susceptible aggregates, in high priced mortars and grouts. The aim was to replicate these benefits using waste paint instead.

This led to the formation of the PaintCrete Partnership where Resene and 3R teamed up with Fletcher Concrete & Infrastructure (Golden Bay Cement, Firth and latterly Winstone Aggregates) to develop 'cementitious applications' for waste paint in concrete. Out of that work came PaintCrete™.


The first application for PaintCrete was in blockfill or grout, closely followed by footpaths, as PaintCrete works best in a range of standard 17/20Mpa type applications. The benefits are in line with those identified for virgin polymer additives, and further trials and refinements have made it possible to lower the cement content of the concrete and still achieve the required compressive strength for the application.

Early on the partners also identified that enabling waste bottle glass to be recycled successfully in concrete would help with the growing leftover glass problem. The barrier to using glass in this way previously was the alkali silica reaction (ASR) where the silica rich glass and alkali rich cement paste react to produce a gel that expands and causes cracking. The partnership led by 3R has been trialling and perfecting a recipe, which uses the core technology in PaintCrete to enable ASR to be overcome. While not perfected yet (a concerted programme of lab and field trials and testing is underway) the signs that GlassCrete works are very encouraging.

Thanks go to Mike Kennedy of the Hobsonville Land Co and his team and Dempsey Wood who did the surrounding footpaths for recognising the potential of GlassCrete and providing the opportunity to trial GlassCrete in a 'real life' situation. This footpath alone saved over 40 tonnes of crushed waste glass destined for the tip and gave it a new lease of life in the footpath, along with many many litres of recycled paint that had been collected via the PaintWise programme.

The ultimate aim is to produce a durable surface using wastes that would otherwise be discarded and, at the same time, lower the carbon footprint of the concrete and make it truly more sustainable.

Industry readers interested in being updated on PaintCrete and GlassCrete as they are developed further can contact Pat Kane of 3R Group at [pat@3R.co.nz](mailto:pat@3R.co.nz) or 0508 374 768 (NZ).



There was some evidence internationally that waste paint was being used in concrete making. It was also known that virgin polymer additives added beneficial properties, such as improved flow, tensile strength, adhesion; and reduced shrinkage and

## simply inspired

The designers of the new Inspire wallpaper collection found inspiration in tactile effects and architectural shapes, such as the Bird's Nest stadium in Beijing. The various layers within the wallcovering and the use of metallic accents create a constant play of light, which seems to breathe life into walls.

Silhouettes are once again at the forefront of fashion. This beautifully simple design style is the inspiration behind Organza. Ornamental shapes, chandeliers, trailing vines and stylised florals are found throughout the collection, evoking thoughts of a bygone era, but with a modern twist. View both collections at Resene ColorShops. An extensive range of wallpapers are also available to view in our online wallpaper library at [www.resene.com/wallpaper](http://www.resene.com/wallpaper).



## colour in

Planning a tennis court as part of a project and not sure what colours would look best? Try out the online Resene Tennis Court colouring programme. It's quick and easy and you can see how the combination of **Resene Tennis Court Coating** colours will look, without lifting a paintbrush. See [www.resene.com/tennis](http://www.resene.com/tennis) to try it out.



And if you'd like to try out Resene colours on other projects, download free **Resene EzyPaint** virtual painting software. **Resene EzyPaint** allows you to see the finish before you even start redecorating. No more worrying whether those two colours go together - you can now try them out for yourself. If they don't look right together, just keep trying other combinations until you create a scheme that is right for you.

Use **Resene EzyPaint** to create a quick colour scheme using the gallery of over 200 interior and exterior images in just a few minutes, or really impress everyone by virtually painting your own home or project in an hour or so. If you aren't confident with colour schemes, choose from over 600 colour scheme ideas included in the software. Print, save and email your selected colour scheme and then start on a new colour scheme using a different picture if you wish.

**Resene EzyPaint** is free to download from [www.resene.com/ezypaint](http://www.resene.com/ezypaint).

## keep safe

More injuries happen at home than at work, on the road, or while playing sport. In fact, on average, someone is injured at home every 48 seconds! But it's not all doom and gloom. The good news is, with just a few simple changes, you can make your home a safer place for you, your family and visitors.

It's a great time to have a look around your place and reduce the risk of accident. Some top tips from ACC that Resene can help with are:

Keep your paths and steps clear of leaves and moss and be careful when it's raining. You can clean moss and mould with **Resene Moss & Mould Killer**, decks with **Resene Timber and Deck Wash** and paths with **Resene Deep Clean** or **Resene Paint Prep and Housewash**.

Make sure your outdoor areas are well lit with sensor lights and mark the edges of steps and drops with white paint for better visibility. Try using **Resene Non-Skid Deck and Path** for this so the white strip of paint has the added benefit of being non slip.

If you're building from new, grooved timber on decks gives better grip. If you have an existing deck you can improve its slip resistance by adding

**Resene SRG Grit** to your deck paint to reduce the risk of slips or use **Resene Non-Skid Deck & Path**.

Keep chemical, solvents, paints and sprays out of sight and reach of children – ideally lock them away in a cupboard. Better yet, return all unwanted paint and paint packaging to the **Resene PaintWise** service (NZ only) – it will get them out of your house and the packaging and materials can be recycled, donated to community groups or reused. For non PaintWise areas, check with your council for recommendations.

Keep three points of contact on ladders – e.g. two feet and a hand. Don't reach over too far – keep your belt buckle within the sides of the ladder.

Check out the **Resene Putting your safety first** brochure for other tips to keep yourself safe when painting.

And for other safety tips and ideas, check out [www.homesafety.co.nz](http://www.homesafety.co.nz).



Resene. Licensed products since 1996



**Resene**  
the paint the professionals use



sustainable  
BUSINESS NETWORK



**Incorrect mailing:** If you are receiving multiple mailings or you would like us to change your mailing details, please call: In Australia phone 1800 738 383, in New Zealand phone 0800 RESENE (737 363) or email [update@resene.co.nz](mailto:update@resene.co.nz).