

In Australia, PO Box 785, Ashmore City, Queensland 4214
Call 1800 738 383, visit www.resene.com.au
or email advice@resene.com.au

Resene
the paint the professionals use

In New Zealand, PO Box 38242, Lower Hutt 5045
Call 0800 RESENE (737 363), visit www.resene.co.nz
or email advice@resene.co.nz

spacious shell

A new spacious home of 508 square metres stands proud on Avocet Parade in Peregian Beach, Queensland. Formed in the shape of a seashell, the home reflects its proximity to the beach. With salt laden air and the harsh environment of seaside living, paint selections were made with care to maximise durability.

The home is finished throughout the interior and exterior with Resene. The exterior render finish is dressed in **Resene Napa** (grey beige neutral) with eaves and feature beams in **Resene Quarter Parchment** (pearly grey). Interior plasterboard walls are finished in **Resene Zylone Sheen** waterborne low sheen tinted to **Resene Quarter Sisal** (pale hemp) with feature walls of **Resene Pravda** (sober beige). A subtle gloss change to **Resene Lustacryl** semi-gloss waterborne enamel adds visual interest while maintaining the consistent hue of **Resene Quarter Sisal**.

The Resene palette was selected because of the extensive **Resene The Range Whites & Neutrals** collection offering good natural colours that are easy to work with, easy to live with and complement the designer's preference of working with natural finishes such as timber and stone. The hues are reminiscent of wet and dry sand and a hint of seaside tussock, bringing the rugged outdoors into this home so that the atmosphere the beach evokes can be enjoyed regardless of the weather.

Decorator: Glen Watson Designer: Chris Clout, Chris Clout Design
Resene: Paint City Noosaville



what a catch



Architect: John Wray, Duo Architects
Event Management: Orange Group
Resene: Kane Lawrence,
Auckland Architectural Services Representative



Once a restaurant, there would be few adults in Auckland that are unfamiliar with the iconic **Fisherman's Wharf** restaurant prominently located on Northcote Point. The original restaurant was built on reclaimed land, which was the original approach to the Auckland Harbour Board wharf in the Northcote Borough. Following its boom time as Fisherman's Wharf from 1971 to 1998, it changed to Doyles Seafood Restaurant for a short period in the late 1990s, came back to life for a few brief months as the Phoenix Club before its ill fated association with the failed Rawaka Maori culture tourism venture in 2004. Today, the Wharf has been reinvented with a striking new look as a conference, events and entertainment venue.

The building takes on the aura of a ship's hull complete with its iconic 12 sided glass wall pods,

mounted on concrete bases. The black skin connects the pods and voids with the glass pod reception areas gleaming from within. Criss crossing black painted timber patterns intersect along the black wall areas with a shimmering stainless steel finishing touch at each point of intersection directing attention to the detailing.

The Wharf exterior features **Resene Lumbersider Cool Colour** tinted to **Resene Black** on its extensive base area and centre sides, a bold product and colour choice. Many specifiers would steer away from using such a dark colour in this harsh environment due to its tendency to soak in heat causing stress on the paint, substrate and transferring heat inside. **Resene Cool Colours** use unique pigment technology to reflect more heat than a standard colour, reducing the heat build up.

Resene Cool Colour products are Environmental Choice approved and can be used on all sorts of exterior surfaces and applications, from weatherboard cladding and concrete blocks to windowsills. Originally developed for high-gloss roof coatings, **Resene Cool Colours** are now popular in a wide range of finishes including **Resene Sonyx 101** waterborne semi-gloss, **Resene Hi-Glo** waterborne gloss, **Resene Lumbersider** waterborne satin, **Resene Enamacryl** gloss waterborne enamel, **Resene X-200** waterproofing membrane, **Resene Lustacryl** semi-gloss waterborne enamel, **Resene AquaShield** mineral effects and **Resene Waterborne Woodsman** wood stain.

A landmark restoration on the Auckland waterfront, the Wharf is well and truly dressed for success.

home 52

A five-storey, two-tower project with a contract value of over \$12 million, the recently finished Greenwich On Riverwalk in Riverwalk Avenue, Robina, was completed on schedule and within budget.

Featuring 52 two and three bedrooms apartments in the two tower format, the chic modern apartments enjoy premium finishes and spacious layouts, positioned to take advantage of the thriving and established Riverwalk community.

The exterior cement render was protected with **Resene Limelock** to seal in any free lime reducing the risk of unsightly lime staining, while **Resene Concrete Primer** was used over FC Sheeting. Exterior surfaces were then finished in Environmental Choice approved **Resene Lumbersider** waterborne satin, **Resene Hi-Glo** waterborne gloss and **Resene Enamacryl Metallic** in a range of eye-catching hues including **Resene Lemon Twist** (fresh yellow), **Resene Cargo** (light olive), **Resene Quarter Tea** (muted beige) and **Resene Coriander** (herbal green) complemented by soffits in **Resene Spellbound** (musk rose), **Resene Hot August** (orange toned red), **Resene Lemon Twist**, **Resene Coriander** and **Resene Jasper** (traditional blue).

Inside the palette moves to warm neutrals with **Resene Soapstone** (warm neutral) dominating walls and trim in Environmental Choice approved **Resene Zylone Sheen** waterborne low sheen, **Resene SpaceCote Low Sheen Kitchen & Bathroom** and **Resene Lustacryl** semi-gloss waterborne enamel. Communal recreational areas are finished in darker neutrals with **Resene Lumbersider** waterborne satin tinted to **Resene Cargo** (light olive) on the barbecue areas and **Resene Lumbersider** tinted to **Resene Talisman** (deep olive) and **Resene Quarter Tea** (muted beige) in the pool surrounds.

The airy **Resene Soapstone** in apartment spaces is the ideal blank canvas for owners to build their own personal style and reinforces the openness of the interior design, while the mix of complex neutrals with attractive feature colours connects and adds just the right touch of visual interest to the tower blocks.



Architect: Elizabeth Anderson, Director, Kevin Hayes Architects
Building Contractor: Condev Construction
Developer: Colin Hughes, Project Manager, Robina Land Corporation
Painting Contractor: UHK Painters & Decorators
Resene: Matt Thompson, Gold Coast Sales Representative;
Sarah Langstaff, Queensland Architectural Representative





gold chip

Located alongside the main Hamilton Sky City Casino gaming floor is the new nightclub cum bar, the **Vue Bar**. With views to the spectacular river flowing past outside, most attention is diverted to the activity taking place inside. Aside from great value meals and drinks, the menu of local bands,


such as Midge Marsden, Hello Sailor and Ardija, is also a key drawcard for the crowds.

Resene Zylone 20 waterborne flat features extensively on the interior in **Resene Dark Tan** (deep red brown), **Resene Sidewinder** (warm



brown) and **Resene Caffeine** (rich brown). The bar features careful detailing and a blend of texture and pattern meets bling for rich warmth, in keeping with the opulence of the furnishings in the neighbouring gaming floor.

Painting Contractor: David Jones Painting
Resene: Mike Martin, Waikato Sales Representative



golden glory

The luxurious design of Furniture Creations at the recent Waikato home show was rewarded with a Gold Award and the People's Choice Award. The stand featured wallpaper and finishes from Resene, including new **Resene Timber** and **Furniture Gel** tinted to rich **Resene Jarrah Tree** and the textured Mediterranean finish of **Resene Sandtex** in white. Reflecting the new era in **Eco Deluxe**, the meeting of texture with rich wood grain makes for a striking contrast.

after

grown up



Once home to Turners and Growers, the old city markets building at 106 Customs Street West, Auckland opened on 1 April 1918 and recently celebrated its 90th birthday.

The extensive floor plan features over 8000 square metres of office and retail space and is currently home to 11 tenants including two popular restaurants. A grand old timer with some stories to tell, in a past life, Xena Warrior Princess was filmed inside its walls. An extensive redevelopment in 1999 set the stage for its new vocation as a central city office and retail hub.

The exterior repaint has dressed the building in modern neutrals subtly highlighting the heritage architectural features. The block wall, walkway base, canopy and supports are all finished in **Resene Triple Tana** (green neutral), joined by the lighter **Resene Quarter Tana** (greyed neutral) on the top capping, decorative plaster details, dentils, pilasters and cornices. Spandrels are finished in **Resene Double Ash** (smoky neutral) with the soft grey white hue of **Resene Triple White Pointer** (grey beige) on soffits. In a nod to its history, the emblem was left in its original state.

Resene X-200 waterproofing membrane protects the bulk of the exposed building including all decorative mouldings and is complemented by the high sheen of **Resene Super Gloss** over **Resene Galvo One** iron primer on soffits, steelwork and canopy areas.

The subtle variations in the palette provide a contemporary lift to this hardworking and long serving building, with a sympathetic treatment that brings out the best in the original detailing.

Painting Contractor: Jodi Chartand, Matassa Coatings
Property Developer: Michael Clark, ING (NZ) Ltd
Resene: Gareth Welch, Project Services Manager;
Angela Fell, Colour Services Representative



welcome return



after

A fire in early 2008 devastated **West Harbour Wines & Spirits** gutting the store necessitating a complete rebuild. Near on one year of concerted effort later, the new West Harbour Wines and Spirits is once again serving residents of Auckland.

Faced with a total rebuild, the owners took the opportunity to improve the overall shopping environment, providing a more open, spacious and brighter shopping experience to appeal to both males and females, rather than the traditional masculine environments of many liquor outlets. The spaciousness is accompanied by a wide range of merchandise and in particular an extensive wine list.

The new layout lends itself towards wine tastings and product knowledge sessions providing customers with a chance to upskill their palates and knowledge and experiment with new tastes with confidence.

The new logo, signage fonts and graphic were designed with clean colours and lines to convey a premium look for the new store. The exterior

colour scheme needed to combine seamlessly with the graphics because the store is well positioned to catch the attention of passing traffic and the message conveyed needed to be striking and uncomplicated for immediate understanding. With these requirements in mind, **Resene Gargoyle** (sand beige) was selected for main wall areas accompanied by **Resene Soapstone** (warm neutral) on soffits and **Resene Ravishing** (deep cochineal red) on bollards, with a flash of orange in the form of **Resene Rhapsody** (tan terracotta) on the signage. The exterior is finished in Environmental Choice approved **Resene Sonyx 101** waterborne semi-gloss.

The vinyl to paint matching, which is often difficult and cumbersome was made easier by utilising the **Resene PMS colour matching system**, a great resource for those who work in the industry.



back in action

Rising flood levels in the Waikato River forced the closure of **Huntly College** in Bridge Street, Huntly in late winter. Stopbanks were put in place after the river burst its banks and badly flooded the college 10 years ago, but the school and its grounds are lower than the river level. The high water table forced seepage through the ground, with mini lakes forming on the riverside of the school. As a safety precaution, the school was closed for two days while the water peaked and receded.

In need of an exterior repaint, new **Resene Wintergrade Sonyx 101** was selected for the largest wall areas, enabling the painters to complete the painting project quickly despite adverse weather conditions. **Resene Wintergrade** products are designed to cure down to 2°C enabling them to be applied during the winter months when normal coatings would fail to dry and cure properly.

The exterior repaint included weatherboards, fibre cement panels, concrete base areas, wooden railings steps and seats, metal flashings and gutterings, and wooden bargeboards. The accent colour palette features **Resene Bullseye** (cherry red), **Resene Cool Colour** tinted to **Resene Aviator** (deep dusk blue), **Resene Quarter Delta** (mist grey), **Resene Double Delta** (grey oxide) and **Resene Triple Dune** (brown charcoal).

Huntly College in the Waikato offers broad general education, combining academic opportunities with sporting, cultural and social activities in a friendly supportive atmosphere. The modern school environment provides excellent classrooms, specialist facilities and teaching equipment set in park like grounds.

The recent repaint has enhanced the external environment providing striking colour features against the neutral wall backdrops.

before



after

Painting Contractor: Robert Edwards Accredited Trades Limited
Signage: Niki McAlees, Designer, Banner and Sign Company
The Trusts: Michael Friend, General Manager Operations and Dale Alderson, Marketing Manager
Resene: Angela Fell, Colour Services Representative; Gareth Welch, Project Services Manager
www.westharbourwines.co.nz

Painting Contractor: Keith Mahon Painters
Resene: Peter Smithers, Waikato Sales Representative;
Lauren Hamill, RenderRite Service Consultant

graffiti free


The Keep New Zealand Beautiful annual Clean Up week expanded in 2008 to include a focus on 'graffiti free'. Community groups all over New Zealand were encouraged to eradicate graffiti in their area by painting over it with free **Resene PaintWise EchoPaint** paint. Thousands of litres of 100% recycled **Resene PaintWise EchoPaint** paint from the Resene paint recovery service was sent all over the country.

One of the recipients was the Kaiapoi Beautiful Towns programme who got so motivated with the access to free paint, that once they had used their first consignment of paint, they undertook an extensive assessment of the number of sites they could target for graffiti eradication and reordered more and more paint to cover them.

Their ambitious plan included 40 eradication sites in the Kaiapoi CBD and 20 bridge piles on the northern motorway across Waimakiriri River. The three bridges targeted are part of the high public profile Waimakiriri River Reserve Park so any tagging is a very public eyesore.


Resene donates good condition paint and grey waterborne paint collected through the **Resene PaintWise** service to not-for-profit organisations and schools. Over 50,000 litres has been donated already and orders are continuing to flow in.

The **Resene PaintWise EchoPaint** paint is ideal for covering tagging and with all paint, packaging and freight charges met by Resene and **The Resene Foundation**, community groups can order as much as they require without charge. Community groups and councils can register for **Resene PaintWise** paint online at www.resene.co.nz/paintwise.htm.



Where specific colours are required, Resene has also developed **Resene TagCover**, a custom made range of waterborne satin paints formulated to provide a budget friendly paint system to cover graffiti, available in a standard colour range in 10L pails with other sizes and colours available on request.

To help communities deter graffiti, Resene does not manufacture any spray cans of paint, does not supply spray cans of paint as part of any sponsorships and from 1 May 2008, Resene owned ColorShops have only sold paint to bonafide trade customers. Spray cans are not available for public sale.



With the combination of paint donations, **Resene TagCover**, spray can controls and the popular **Resene Uracryl** anti-graffiti coating, Resene is committed to reducing the graffiti in our communities.

workout

With fitness fanatics working hard on the inside to improve their physique, the exterior of **The Gap Health and Racquet** in Waterworks Road was also in need of a workout.

An extensive gym with all the normal gym facilities plus 10 tennis courts, attracting members is vital to ensure there are sufficient funds to run and grow the facility.

With a fresh new concept in mind, exterior blockwork was coated in two coats of **Resene Lumbersider** waterborne satin custom colour matched to **PMS Blue** and **Green**. This clean combination is complemented with **Resene Quick Dry** waterborne primer undercoat followed by two topcoats of **Resene Lumbersider PMS Red**, **PMS Green** and **Resene Alabaster** (blackened white) on steel sheeting.

The exterior look has proved so popular that new equipment was purchased for the interior to ensure that the facilities look and feel as good on the inside as they do on the outside.



Architect: Jenny Fraser
Painting Contractor: Gary Proctor
Resene: Brisbane

BrushStrokes

deck dress

Tired weathered timber decks can be quickly rejuvenated with new **Resene Woodsman Decking Stain**, a waterborne modified oil based stain developed especially for new and weathered decking. A new addition to the popular **Resene Woodsman** woodcare range, **Resene Woodsman Decking Stain** is available in a selection of the **Resene Waterborne Woodsman** colours. Decorators will enjoy the quick and easy water clean up and the absence of the solvent fumes associated with traditional solventborne stains, while specifiers can enjoy the opportunity to specify a deck stain with significantly lower VOCs than its solventborne counterparts.

For more information on **Resene Woodsman Decking Stain**, see Data Sheet D57D, available from Resene ColorShops or the Resene website.



less is more

When thinking about sustainability, paint has quite a role to play. Obviously paints are generally designed to protect the substrate they are painted onto, reducing the need for replacement and maintenance, but there are some less obvious benefits too:

You can make a room's temperature feel more comfortable with careful paint selections – warm colours will warm up cool rooms, while cool colours will reduce the perceived heat in hot rooms. So even if the temperature is identical to what it was prior to the painting, we humans will perceive the space differently.

Paint is very useful as a camouflage - painting a high ceiling and pipes black (or another dark colour to make them disappear) reduces the need to install ceiling tiles or plasterboard. This means fewer products are used to complete the project.

And for the more artistic, trompe-l'oeil, which can be anything from painting a concrete floor to look like tile, to giving the illusion of depth to make a space more comfortable, is a handy tool for sustainable decorating. With this technique, nothing has to be torn out to create the new look, no new products need to be manufactured, shipped and installed - all it requires is the paint and the painter.

colour your community with a mural masterpiece



Beautify your town or neighbourhood and create an artistic landmark! Splash out and share your creativity for the good of the community. Get a team together and turn the drab and ordinary into a creative work of art!

Right now Resene is running a nationwide mural competition with over \$5000 of prizes to be won. Entry is easy – simply register your entry details online at www.resene.co.nz/murals.htm or drop into your local Resene ColorShop and pick up a copy of the **Mural Masterpieces Competition** flyer. Send your completed registration to Resene and you'll receive an entry pack containing all the information you'll need to get started.

There are four classes of entry:

- Best School Mural
- Best Community Mural
- Best Professional Mural
- Best Mural Design

Entry is open to all ages and all mural types, so get your creative juices and paintbrushes fired up.

Entries close 6 November 2009.



2007 Mural Masterpiece winner Jasmine Fuller.
Mural theme: Mt Manaia at sunrise.

Each year, Resene is approached by a wide variety of groups creating murals around New Zealand. With most of this dedicated effort receiving only local community attention, Resene decided to recognise and celebrate this creativity with the first **Mural Masterpieces Competition** in 2008/09, so that we can all enjoy the works that are created, no matter where they are in the country.

Register using the **Mural Masterpieces** entry form or online at www.resene.co.nz/murals.htm

history repeats

The **Resene Heritage** colour chart has undergone a sympathetic makeover, with a few new additions to broaden the colour options and a change in design to enable colours to be displayed in technical colour groupings, simplifying and broadening the colour selection across the eras.

A selection of hues have retained their colour but changed their name as Resene focuses on reducing complexity by removing some of the colour duplications that were created in the 1990s where one colour was gifted two names.

The **Resene Heritage** colour chart is available from Resene ColorShops or the Resene website. Colours are available in drawdowns, testpots, self-adhesives and AutoCAD colour books and ArchiCAD materials. CAD files can be downloaded free from the Resene website.



CAD colour

Thanks to recent development work, the Resene colour ranges have been converted into ArchiCAD materials. Resene colours can be quickly and easily added to your ArchiCAD project using ArchiCAD's Attribute Manager. Once loaded the Resene colours will be added to your ArchiCAD project file and can be applied to any wall, floor, beam or object etc – an ideal way to show your clients how selected Resene colours will affect the look of their project.

The Resene ArchiCAD colour ranges have been converted by Barrington Architecture & Design Ltd and are available as a free download from the Resene website and from Objectstop.com. The colour range files are both Mac and PC compatible and work with ArchiCAD 9, 10, 11 & 12. They can also be back saved to work with ArchiCAD 8.1.

The Resene ArchiCAD colour ranges join the extensive range of Resene electronic colour tools already available including Resene AutoCAD colour books, the Resene online swatch library with downloadable swatches and electronic colour values www.resene.co.nz/swatches/index.htm, ProductSpec colour library and Resene EzyPaint virtual painting software.

in safe hands

Oddy tests are used to determine whether paints can be used in storage and display situations in museums. The Oddy test is used routinely in many museums. In this test, a sample of material is enclosed with a coupon of cleaned metal. Corrosion is accelerated by adding water to create high humidity and by elevating temperatures (60°C). After 28 days, the

extent of corrosion on the metal coupon is used to evaluate the suitability of the material under test for use in the display or storage of artefacts containing that metal.

All Resene colours/paints tested at Te Papa in 2008 passed the Oddy test and are considered suitable for use for museum displays. The following Resene colours/paints were applied to glass slides, cured for a fortnight and then tested:



Slide#	Coating	Tone	Colour	Contains tinters
A	Resene Zylone Sheen VOC Free	White	Acropolis/Half Tea	B, C, F, L
B	Resene Zylone Sheen VOC Free	Mid	Half Cliffhanger	B, C, E
C	Resene Zylone Sheen VOC Free	Light	Highland	C, K
D	Resene Zylone Sheen VOC Free	Pastel	Brandy Rose	F, K
E	Resene Zylone Sheen VOC Free	Deep	Hemlock	C, F, K
F	Resene Zylone Sheen VOC Free	Ultra Deep	Madagascar	B, C, E, I
G	Resene SpaceCote Flat	White	Hawkes Blue	E, J
H	Resene SpaceCote Flat	White	Oasis	G, P
I	Resene SpaceCote Flat	Pastel	Brandy Rose	F, K
J	Resene SpaceCote Flat	Light	Highland	C, K
K	Resene SpaceCote Flat	Mid	Eastern Blue	D, E
L	Resene SpaceCote Flat	Deep	Hemlock	C, F, K
M	Resene SpaceCote Flat	Ultra Deep	Paua	E, I, J
N	Resene SpaceCote Flat	Ochre	Himalaya	B, C, K
O	Resene SpaceCote Flat	Green	Dell	C, K
P	Resene SpaceCote Flat	Magenta	Sensual Red	F, H, I
Q	Resene SpaceCote Flat	Red	Havoc	P
R	Resene SpaceCote Flat	Yellow 2	Fireball	G, M

walls of wisdom



JTB Architects are a growing architectural practice in Nelson and their increase in numbers has demanded better utilisation of space. A renovation of the office and the need to bring a wow factor to clients combined with a little innovation from Resene led to the use of Resene Aquapoxy to create 'live' white boards in the meeting room. Tinted to **Resene Black White** (grey white) the creative walls look no different to the rest of the office interior however when the need for sketches, drawing details or even project scheduling arises, the walls become a writing board.

Already clients have been so impressed they have requested a similar system for their own projects. These include the probation service for interview rooms, school classrooms and special needs units.

And when it is time to clean up, a little **Resene Interior Paintwork Cleaner** is all they need. In fact the only user instruction for this wall is to make sure you use the right pen before you start writing.

big splash

Barely more than a stone's throw from the main Resene Naenae plant, the Naenae Shopping Centre has been buffeted by the weather with paint finishes and shop facades becoming faded, tired and less than inviting. Keen to restore pride and inject colour into the retail environment, the Lower Hutt City Council worked with local store owners and copious quantities of donated Resene paint for the 'The Big Splash'. Photos were taken of the existing shops then electronically rendered using the **Resene RenderRite** service to assist with colour selection.

With a very restricted budget, the project relied on the generosity of volunteers to assist with the clean up and paintwork, enticed with promises of



barbecues, activities for the children and a chance to put something back into their community. The difference a dedicated group of volunteers can make in a single 'Big Splash' day is impressive. The Naenae Shopping Centre now looks revitalised and refreshed, a retail space for the community to be proud of.

bird watch

When it came time to redecorate the Mana Island gannet colony to attract birdlife, **Resene Sureseal** pigmented sealer was ideal to make good the weathered surfaces followed by **Resene Lumbersider** in black, white and yellow.

The gannets inhabiting the area had been out in the weather becoming dull and shabby. Their guano had been overtaken by grass, weeds and taupata, discouraging any self-respecting gannets flying in for a closer look.

Keen to assist with the cause, Resene supplied the paint needed to recoat the concrete gannets and decorate part of the Western face of Mana with white **Resene Lumbersider** guano. As the paintwork progressed, real life gannets



were sighted in the area checking out the quality of the work and it is hoped as the work is completed that some may stop in for a closer ground inspection.

See www.manaisland.org.nz for more information on projects on the island.

bucket bokashi

With the focus on reduce reuse recycle, some local schools have found new ways to use donated Resene paint buckets.

Bokashi is a method of intensive composting of organic material that uses inoculation to produce the compost. It's best done in an airtight container and kept out of the sun, which means that a Resene paint bucket and lid are ideal for the job. Once aged, the Bokashi treated waste can be used as fertiliser.

While buckets of food scraps may conjure up images of potent odours, **Bokashi** is surprisingly easy on the nose due to the effective micro-organisms that are added. The composting process focuses on fermenting the waste material, much like pickling onions. It's easy to do and teaching children the process as part of everyday school life helps them to learn a habit that they can translate into their own homes.

And if you get motivated and try **Bokashi** at home, there's one key thing to remember - if the waste starts to turn rotten instead of fermenting, it's time to re-read the instructions.





wall artistry

Take six artists, add a dash of daring and what do you get? Thirteen designs of wallpaper that cross the border from wallcovering to art, and which will turn your walls into a personalised gallery. And with such world-renowned talents as **Karim Rashid**, **Werner Berges** and **Luigi Colani**, you have a choice of art styles, from the luxuriously sensual to the quirky and retro. This is a cost-effective way to get large-scale art on your walls. Art Borders artists include Luigi Colani, **Richard J Anuszkiewicz** and Karim Rashid.

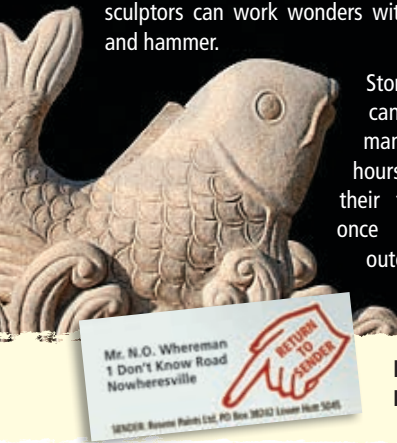
Luigi Colani is known as the 'Master of the Curve'. His wallcovering designs are based on the premise that all life comes from water, from drops to flowing wave formations, with glimmering effects and

iridescent colours. Richard J Anuszkiewicz, whose work has been exhibited at the Biennale in Venice and New York's Metropolitan Museum of Art, views his art as a continuous process. American born, with Polish ancestry, he is among the originators of Op Art, a style of painting concerned with visual sensation and the effect of optical illusion. His wallcoverings reproduce his original works. Born in Egypt, Karim Rashad describes his own style as 'sensual minimalism'. His creations give a perceptible, cosy feeling while his designs deviate from all strict lines. "I want to change the world" is the self-confident motto of Karim Rashad, who is a leading figure in the fields of product, interior, fashion, furniture, lighting design and art.

Art Borders 2011 are exclusive to selected Resene ColorShops in New Zealand.

set in stone

With growing interest in handcrafted forms, stone sculptures are once again proving a popular form of expression for many artists. With a history dating back to at least pre-historic times, modern day sculptors can work wonders with just a chisel and hammer.



Stone sculptures can consume many painstaking hours and days in their formation and once complete the outer layer of the stone is often

porous with little strength against the ravages of Mother Nature. Artists can now protect their precious work with **Resene Stone Strengthener**. **Resene Stone Strengthener** is a 100% active material that is designed with a low molecular weight to penetrate deep into friable stone and cementitious materials. Once there it utilises moisture in the air to deposit reinforcing silica into the matrix of the substrate. Ideal for lightweight concrete, Oamaru stone, sandstone, weathered brick and weathered plaster, **Resene Stone Strengthener** is also very useful on weathered building exteriors, strengthening the substrate with negligible changes in surface appearance.

Resene Stone Strengthener is made to order and can be requested from Resene ColorShops.

good and green

The Good Environmental Choice Label is an Australian environmental labelling which indicates the environmental performance of a product from a whole of product life perspective for consumer goods. The label is awarded to products that meet voluntary environmental performance standards, which have been created and assessed in conformance to international environmental labelling standards. The program is internationally recognised and growing in demand and awareness throughout different industries. A selection of Resene products are approved as meeting Good Environmental Choice specifications – see the Resene website www.resene.com.au.



arguing about decorating

According to a survey on a UK website last year, married couples have a staggering 182 arguments a year! Each dispute lasts for a painful 25 minutes with a further 30 minutes spent sulking afterwards. But the rows are unlikely to be marriage breaking. The top 20 reasons for an argument were:

- Domestic chores
- Not listening to each other
- Lack of intimacy
- Lack of money
- What to watch on TV/use of the remote control
- The children/parenting
- Nagging
- The mother in law
- Driving the car/map reading
- What's for dinner
- Time spent at work
- Being ignored
- Time spent on the computer
- Leaving clothes lying around
- Spending too much money
- Who does the most
- Snoring
- Breaking wind
- **Decorating!!!!!!**
- Wasting food

Source: www.24dash.com

Incorrect mailing: If you are receiving multiple mailings or you would like us to change your mailing details, please call: In Australia phone 1800 738 383, in New Zealand phone 0800 RESENE (737 363) or email update@resene.co.nz