

In New Zealand, PO Box 38-242, Wellington Mail Centre
Call 0800 RESENE, visit www.resene.co.nz
or email advice@resene.co.nz

Resene
the paint the professionals use

In Australia, PO Box 785, Ashmore City, Queensland 4214
Call 1800 738 383, visit www.resene.com.au
or email advice@resene.com.au



The Junction Queenstown at the corner of Gorge and Robins Roads is the fusion of three levels of mixed retail and office space with three levels of Resene colours and products showcased on both sides of each wall.

Evaluation is best started by standing back and drinking in the modern exterior of **Resene X-200** waterproofing membrane tinted to **Resene Mondo** (grey green neutral) over the tilt slab concrete structure before delving inside.

The Gorge Road level facilitates an immediate encounter with McKenzie and Willis, and a showroom full of Resene feature walls of **Resene Oilskin** (complex green edged brown), **Resene Colins Wicket** (ochre green), **Resene Heathered Grey** (soft grey), **Resene Periglacial Blue** (soft blue), **Resene Portland** (concrete grey) and **Resene Arrowtown** (earthy neutral) over a paperfaced plasterboard base.



Dash around the corner and enter through the Robins Road entry middle floor, and the scene changes to fused retail (Dangerous Rhythm, Hush Spa, Back on Track) and office space (Property & Business Law, Remarkable Mortgages Ltd, Noel Bonisch Ltd). The palette commanded by whites and neutrals is a tasteful milieu for the personal and branding touches of occupants.

Resene Tea (river boulder beige) combined with trims of **Resene Wan White** (near white) and joinery in **Resene Enamacryl Metallic Gravity** (metallic grey) provides a welcome reception for visitors.

The Hush Spa scheme meanders from **Resene Tea** to **Resene Wan White** in the laundry, **Resene Spanish White** (complex muddy neutral) in the ablution area to **Resene Sandtex** tinted to **Resene Mondo** in the exterior stairway for textural relief. Nearby offices are home to **Resene Spanish White**, a sandwich effect of **Resene Gargoyle** (strong sand beige) crossed with **Resene Domino** (rose grey brown) and feature walls of **Resene Matterhorn** (reddened complex grey) for contrasting depth.

Moving into the Mediterranean market, **Resene Zylone SpaceCote** tinted to **Resene Tea** walls and ceilings dominate the view with features of **Resene Sepia** (brown black) to define the vast expanse alive with activity.

The dominance of the neutrally toned palette with deeper features knits the disparate tenants together into a seamless style. An intersection of sensible, luxurious, high activity and high society, The Junction is branded by definition.



Architect (McKenzie & Willis): Allan Huntington
Architect (McKenzie & Willis, The Junction): Allan Huntington, Southern Architecture
Building Contractor: Rilean Construction, Coronet Property Investments Ltd
Interior Decorator: McKenzie & Willis; Sue Nauman Design
Painting Contractor (Exterior, Robins Road Level): Craig McIlroy Painters & Decorators
Painting Contractor (McKenzie & Willis interior): Glen Chettleburgh, James Wren & Co
Painting Contractor (Mediterranean Market interior): Russell Arnott
Resene: Annette Gin, Queenstown Trade Sales Representative

raw beauty

Architect: John Blair, Blair & Co
Owner: nzski.com

Painting Contractor: Garry Barnes, Arthur Barnes Interiors Ltd
Resene: Annette Gin, Queenstown Trade Sales Representative

Treacherous mountain conditions stress substrates leading to early loss of good looks and substrate breakdown if not well protected from the vigours of the environment. The Coronet Peak Ski complex first built in 1984 and subsequently rebuilt in 1986 following a fire, is a perfect case in point with old greyed cedar board and batten left to the elements without even a touch of stain to keep its colour.

With the cedar greyed following years of exposure and a new stained finish on the drawing board, the first priority was to clean the surface and eliminate the growth that had made its home in the nutrient rich cedar. 150 litres of Resene Moss & Mould Killer and copious freshwater washing later, the surface was deemed ready for staining. The weathered cedar soaked up 570 litres of Resene Waterborne Woodsman tinted to Resene Natural (lightly pigmented timber brown) restoring the exterior back to the timber hue last seen when the cedar was installed.

Extending further afield, the Rocky Gull Restaurant roof and trims have simultaneously enjoyed a repaint of Resene Hi-Glo gloss acrylic tinted to Resene Ironsand (darkened brown) with the ticketing office and retail outlets painted in new hues from the Resene The Range collection.

With the façade revival complete, the complex set against its panoramic background is finding its way back into the photograph albums of tourists.



curve cuisine

The domination of straight clean lines sees designers typically differentiate kitchens through the use of innovative materials and the latest products and technologies. Given carte blanche in the design of the O'Malley residence, John Mills used sweeping curves, local artwork and toughened glass to create a signature style for the kitchen in keeping with the fluidity of curves in the rest of the home.

Recognising that the kitchens of today are often the home of meal preparation and presentation, rather than the place where extensive cooking takes place, the kitchen is designed around an eye-catching curved bench workspace set against a satiating meeting of Resene Mariner (blue) and Resene Cod Grey (deep grey) walls.

Cuisine with style.

Architect: John Mills, John Mills Architects
Painting Contractor: Ian Robinson Painter

close call

Strolling into the iconic Waihou Tavern in the Waikato one could be forgiven for thinking it has been wallpapered.

The interior envelope features Resene Lumbersider satin acrylic tinted to Resene Hot Toddy (rich yellow oxide) on the top half of the wall space meeting the special colour of Waihou Brown on the lower half, further worked with a Tampanada Effect finish. The Effect finish is so uniform that first impressions suggest it could only be wallpaper. Closer inspection proves that the finish is purely paintwork worked into a decorative effect through the skills of a very talented applicator.

Topped off in a ceiling of Resene Rusty Nail (orange yellow oxide) the tonings of this tavern fit the favoured liquid refreshments of its patrons.

Painting Contractor: Steve Atkins Decorating
Resene: Mike Martin, Waikato Trade Sales Representative






lounge lizard

The new generation of the store within store concept, Moran at Myer on Lonsdale Street, Melbourne is a lounge lizard's delight featuring stylish furniture teamed with the latest colours from Resene and a trends wall of fabrics and colours to help colour confused customers put their look together.

Resene Zylone SpaceCote low sheen waterborne enamel and Resene Enamacryl Metallic adorn the walls – being waterborne both products are low odour and quick drying, allowing Moran at Myer to be painted with the minimum of fuss without disrupting normal Myer store traffic and be ready to open in just days without fear of lingering paint fumes. Hues of Resene Half Pearl Lusta (light cream), Spanish White (complex neutral), Tahuna Sands (green edged cream), Botticelli (icy blue), Grey Suit (grey lilac), Napa (grey neutral), Serendipity (mist blue), Mamba (smoky lilac), Capar (herbal green), Turmeric (spicy yellow oxide) and Revolver (blackened purple) adorn walls in partnership with metallics Resene Proton (metallic green) and Bedrock (metallic brown silver). Resene Lustacryl waterborne enamel adds a touch of semi-gloss sheen in Resene Half Pearl Lusta on windows, reveals and architraves.



The trends colour wall is a who's who of The Range with Resene Mondo (brown beige), Drought (dusty beige), Bedrock, Gelato (cherry pink), Arabella (dusty rose), Cab Sav (burgundy red), Mamba, Copper Fire (metallic orange red), Vesuvius (rusty orange), Pearl Lusta (cream), Manuka Honey (soft ochre), Iko Iko (mustard green), Rivendell (grey green), Toto (sky blue), Serendipity, Greywacke (mist grey), Karens Pewter (metallic greened silver) and Bunting (deep navy) teamed with complementary fabrics for effortless mix and match solutions.

Decorator: Martin Steel,
3D Comm Pty Ltd

New to Resene products the decorator Martin Steel was delighted with the product and the result – "The product was a joy to work with - great coverage and what a fab range of colours especially the metallics."

If furniture is on your shopping list, make sure you pop into Moran at Myer - don't be surprised though if you never want to leave.



starting with an a

Designer/Painter: Jeri Elliot
Resene: Queenstown ColorShop



A challenging Queenstown A-frame residence now has a transformed bedroom thanks to considerable patience and tenacity on the part of the one woman band designer, painter, artist and furnisher and helpful advice from local Resene ColorShop staff. The Pinex ceiling covered in pine tongue and groove was first destined for a black dark stain to break away from the norm, but in a complete design change moved from the closed in look to a beautiful natural finish using two coats of Resene Waterborne Colorwood tinted to Resene Rock Salt, an arresting blinding effect rendering the room light, airy and infinitely stylish. Normally colours for a redesign would be selected before a single paint can is opened, however with the ceiling taking a tangent to the original design plan, the rest of the room was designed to fit with wood trims of Resene Alabaster (blackened off white) and walls of lightly textured Resene Sandtex tinted to Resene Villa White (yellow white) and Resene Half Mondo (lizard brown).

The built in wardrobe, drawers, mirror and shelf were transformed with trees carved into the surface then distressed using a first coat of solventborne Resene Alabaster, followed by a layer of waterborne Resene Villa White and a third layer of Resene Mondo (grey green neutral). Careful application of meths and the distressed look was complete.

While the project process may have been unorthodox the fast flowing compliments are a source of pride for owner and creator.



coastal classic



Colour Designer: Unistyle Pty Ltd
Painting Contractor: Des & Phil McDonald
Resene: Jason Osborn, Australia Trade Sales Representative

Increasingly scarce prime waterfront locations in Coolool, Sunshine Coast was the driver behind a 100 unit residence designed to maximise waterfront access to as wide a target as possible and to maximise payback on the land value.

100 residences brings with it a minimum of 200 feet each day combined with the constant movements of other family and friends and necessitates a durable option to protect the substrate from the foot traffic and vice versa. A coatings system of one coat of Altex 504 epoxy primer followed by two coats of Altex 379 polyurethane tinted to AS2700 Pewter and A2700 Charcoal and a final coat of Altex 379 clear with non-skid pearls combines the desired durability with an anti-skid surface allowing foot traffic to safely pass over the finish without risk of slipping.

Keen to recreate a tile effect without the need to lay extensive networks of tiles, tapes were placed over the substrate before coating. Once coated, the removal of the tapes left a distinctive tile feature at a fraction of the cost.

With excellent adhesion and UV resistance built in, this coating system can foot it with the best.

The yellow glow of light bulbs is immortalised in the glowing yellow exterior scheme of the nationwide chain of Beta Electrical Stores. The scheme goes right back to the basics using special colours of Beta Yellow complemented by Beta Blue and Beta Red to get the attention of passersby.

sparkie

The Kelvin Grove Road, Kelvin Grove store in Brisbane is no exception, with the bright yellow exterior coated in a system of **Resene Quick Dry Acrylic Primer Undercoat** followed by two coats of **Resene Lumbersider** satin acrylic drawing in eyes and customers like bees to honey.

The exterior repaint would not be complete without the all important signage and branding. Two coats of **Resene Enamacryl** gloss waterborne enamel over a base of **Resene Quick Dry Acrylic Primer Undercoat** was all that was needed, much to the relief of the owner who had previously struggled with 3-4 coats from other manufacturers to get the signage looking right.

Why match the competition when you can go one Beta?

Colour Designer: Corporate Matches
 Painting Contractor: M&S Painting
 Resene: Jason Osborn, Australia Trade Sales Representative



eva forever

A producer of New Zealand-made furniture since 1967, **Debonaire Furniture** has grown from small beginnings in Waimate to become one of the largest manufacturers of furniture in New Zealand.

Focusing on pine and mdf furniture, Debonaire supply innovative and attractive yet functional designs to all major furniture retailers.

The latest in the Debonaire collection is Eva, a range inspired by 'shaker' styled furniture incorporating a sophisticated Scandinavian 'white washed' look. Eva is made in New Zealand from New Zealand pine finished with **Resene Waterborne Colorwood Rock Salt**.


Resene Waterborne Colorwood was selected for its workability and ease of use and cleanup. Quick drying, furniture can be coated and dried with minimal delays to production, critical when you have rooms full of furniture to supply and customers waiting to fill their homes with your creations.

For more information on the Eva range and other Debonaire furniture, you can visit their website www.debonaire.co.nz.

The Eva range is available from Harvey Norman stores.



headz up



Designer: John Armstrong (www.letter-headz.co.nz)

At last a letterbox with 'character' – in fact a cast of diverse characters from Black Pete the Pirate to Dolly the Dame make up the range of quirky Letter-Headz letterboxes. A dearth of kerbside creativity inspired the lighthearted innovative designs, each ready to be finished in your choice of **Resene testpot colours** either on your behalf by the supplier or DIY at home.

To make colouring in your character even easier, Letter-Headz have pre-pathed the characters for you, ready for painting in the **Resene EzyPaint** virtual painting software. Simply download the software, install the pictures and enjoy recolouring your favourite design in over 2000 Resene colours. Once you've virtually painted the character it is time to start on the real thing.

With a Letter-Headz character on mail reception duty, the postie is bound to remember your mail.

The Resene News now extends beyond these printed pages



Check out more projects online at www.resene.co.nz/archspec/products/index.htm



wheelie

To keep the wheel fence looking good at this Lumsden tourist stop, Resene Bright Red and Resene Malibu have been used so these wheels will keep rolling onto tourists' photographs for many years to come. **Owner: Collinson Family**



drive by art

The Wellington City Council in conjunction with Resene have taken artwork to the streets enlisting 32 schools and a selection of local artists to turn blank banner canvases and Oriental Bay walls into works of art.



aluminium edge

In a new twist on colour connectivity, this Jane Street, Arana Hills residence uses Resene Enamacryl Metallic Silver Aluminium to provide straight line delineation between colours on adjacent walls. **Painting Contractor: Steve Goggins Resene: Jason Osborn**



archetypal to the end

An archetypal Queenslander style home in Kedron, Brisbane, has the homeowners glowing with pride now that they have Resene coatings to protect their home from the baking sun.

Colour Designer: Simone and Gerrard Kerr Painting Contractor: Darren Hughes, Paint 2000 Resene: Jason Osborn



home on the range

Four Queenstown apartments gleam in hues from The Range Whites & Neutrals.

Architect: Helen Emslie Architecture Building Contractor: Naylor Love Ltd Interior Decorator: Sue Nauman Design Owner: Millbrook Property Painting Contractors: Craig McIlroy Painters & Decorators; Painters and Painters Resene: Annette Gin



tilt up

Sixteen tilt up units in Geebung, Queensland went from sheer concrete to sheer glamour thanks to Resene Lumbersider and Resene Enamacryl Metallic. **Building Contractor: Walker Constructions Painting Contractor: Ultimate Painting Contractors Resene: Jason Osborn**

your name here

If you would like your next project to appear in the Resene News or on the Resene website in the Products in Action section, complete a Resene News submission form and send it in to Resene Head Office with photographs of the nominated project. Copies of the submission form are available from your local Resene Representative or ColorShop, or call 0800 RESENE (NZ) or 1800 738 383 (AUST) for a copy. To be eligible for inclusion the majority of the project must be completed in Resene paint.

Brushstrokes



purr-fect

There's no colour like Resene. Specifying your favourite Resene colour on furniture, shelving and kitchens can be a specifier's nightmare with the material supplier's colour match generally being anything but a true colour match throwing out the balance in the carefully selected colour scheme.

Now keeping the scheme consistent is easy with the introduction of new Resene ArmourCat, a range of acid-catalysed pigmented, metallic and clear finishes designed for everything from desks, shelves and shop fittings to kitchen units, timber fixtures and furniture.

The new range is not only flexible with excellent coverage and durability, but is available in an extensive selection of Resene Total Colour System hues, Resene Metallics finishes and gloss and satin clears. That means perfect matches to the Resene colours you know and love. The clears can be used in isolation to bring out the grain in timber or as a finish coat over metallics for maximum effect.

Get piece of mind with Resene ArmourCat that the colour you specify on cabinetry and the like is the colour you get. See Data Sheets RA83, RA84, RA85, RA87, RA88, RA89 and RA90 for further technical information. Data sheets are available

from Resene nationwide or online at www.resene.co.nz/archspec/datashts/e-sec8.htm.

Contact Resene representatives for assistance with specification. Resene Automotive and Performance Coatings staff will be providing technical service and assistance to applicators drawing on their extensive experience. The joining together of both Resene teams gives both specifiers and applicators access to the best and most appropriate resources.



keep your cool

A black coating that remains cool even on the sunniest day? Once a contradiction in terms and now a reality, with the launch of Resene Cool Colours, you can specify dark colours and keep your cool.

Dark colours on areas such as roofing are suntraps soaking in the sun's rays placing significant relentless stress on the coating and the substrate. All dark colours absorb a lot of light. This in isolation is not an issue however in combination with the light absorption, dark colours also absorb heat from the infra red rays of the sun causing significant temperature build up on the surface. White and light coloured paints reflect both light and heat and therefore are not affected.

The unique formulation and materials of the new 'cool' colours allows them to absorb light so they appear visually identical but simultaneously reflect a large proportion of the heat falling on them keeping the surfaces significantly cooler than their standard counterparts. In essence, the colours work by reflecting energy in the near and far infra red region of the spectrum even though they absorb strongly in the visible region.


The end result being that a 'cool' colour will look the same as a standard colour but surface heat will build up slower and to a significantly lower level than a 'not so cool' traditional colour.

In hot summer conditions 'cool' colours will help keep the roof temperature down, minimising the energy required to keep homes and buildings maintained at a comfortable temperature. A secondary benefit is that the reduced stress on the coating and substrate will increase the expected lifetime of each.

'Cool' colour technology performs optimally on dark colours that are the most prone to heat build-up, which makes it ideally suited for dark roofing colours. 'Cool' colour technology is being released into a selection of dark roofing colours from the Resene Hi-Glo chart including COLORSTEEL® favourites. Watch out for more Cool Colours in the future. For more information on Resene Cool Colours and how you can keep your project cool see your Resene ColorShop or Representative.

arty

Whether by brush or by finger, children love painting. To nurture this creativity, Resene have developed the Resene Art Action range of student acrylic, art and poster and tempera paints designed for little kids and big kids alike.



The product range was developed to offer a range of art paints that perform better than those currently on the market. Following extensive testing, the Resene Art Action range was born. They have better coverage, colour and gloss consistency, and are easier to wash off clothing than existing art paints. Products have been scientifically tested to ensure that they are safe for children to use, giving all parents and caregivers piece of mind.

Available in a mix of sizes from 80ml to 500ml, three different variants, and a selection of intermixable colours, budding artists have lots to keep their fingers and brushes busy.

The range is broken into three product types:

- Resene Art Action Student Acrylic is a high quality, permanent, durable acrylic paint designed for home, classroom and business artwork, suitable for use by both children and adults.
- Resene Art Action Art & Poster Paint is a permanent, durable acrylic paint designed specifically for general use in home, classroom and business artwork, suitable for use by both children and adults.
- Resene Art Action Tempera is designed specifically for use on home or classroom artwork. Ideal for younger children (3 years or older), it is a good value option for non-permanent artwork, posters and pictures that will be protected from moisture.

The complete Resene Art Action range is available from Resene ColorShops nationwide and a selected range is available from Whitcoulls. For more information on the Art Action range, check out the special Art Action website at artaction.resene.co.nz.



Sticky Store

Keep your large 10cm x 6cm self-adhesives in order with a Resene colour sample storage box.

Designed with lots of room to hold all manner of self-adhesive samples through to The Range fandecks, this is one way to keep your samples together.

To make keeping things tidy even easier, the storage box comes complete with an A to Z listing so you'll always be able to find just what you are looking for.

For your colour sample storage box, contact your Resene ColorShop or representative.





bathtime



Tangerine crossed with Lemon Grass and red hot Fahrenheit hardly sounds like the recipe for the latest in innovative bathroom displays, yet these colours have set the scene for many an in-store bathroom makeover daydream.

Clearlite have been driving bathroom innovations both functionally and aesthetically to whet the appetites of style hungry customers. Recognising that a bathroom is more than just baths, taps and vanities, Clearlite have selected appropriate Resene hues to act as backdrops to product displays helping the consumer to visualise the true effect of their selections.

Hues of **Resene Double Lemon Grass** (stone green) contrast beautifully against the Victoria, Kalahari and Mohave ranges while **Resene Double Sidewinder** (complex brown) finds itself comfortably at home with the sleek lines of Fontana and the Platinum series.

An infusion of energy, **Resene Tangerine** (orange) demands attention in a bathroom display dominated by Kalahari bathroomware, while **Resene Fahrenheit** (deep red) adds depth and heat to the Sidney display proving no matter that even the most functional of rooms can have a distinct personality and luxury of its own.

With seemingly endless desirable options, one needs a house with at least 10 bathrooms just to try out all the combinations.

For more information on the Clearlite range visit www.resene.co.nz. To view Clearlite showroom displays, visit your nearest Clearlite retailer.



typecast

No-one likes the banana peel effect they get when walking on a wet surface only to discover that each foot starts travelling in a different direction because they can't get a grip on the surface. **Resene Non-Skid Deck & Path** was launched to resolve this slippery situation and provide users of trafficable areas something to grip onto.

Recent slip resistance testing to AS/NZS 3661.1:1993 by Opus International Consultants proved the non-skid nature of this product, with it achieving a mean co-efficient of friction of 0.75. Translated, this means that Resene Non-Skid Deck & Path meets the slip resistance requirements for slopes up to 34.

For a full copy of the test report, contact your Resene ColorShop or representative or check out the report online at www.resene.co.nz. (address to be completed!!)




fish fans

Getting the message to students about the need to take care about what goes down the drain has taken on a new lease of life with a campaign organised by the Auckland City Council with support from Resene. Well aware of Resene's commitment to the environment, the Auckland City Council approached Resene to assist with Environmental Choice approved paint for the competition.

Auckland schools were invited to take part in a painting competition to decorate stormwater drains within each school's grounds with safety messages warning about the risk to fishlife should chemicals or other such materials be disposed of down the drain. Armed with **Resene Lumbersider** satin acrylic, teams of students from all over Auckland got busy, painting signage around literally hundreds and hundreds of drains.

A clever way to combine education and creativity, the newly decorated drains are getting their share of attention from all those who pass near them, subtly reinforcing the drains to stream message on a daily basis.

Organiser: Martin Pepperell, Auckland City Council



Wall Works



Walls and flooring are two of the largest areas in any room. They demand attention and can set the scene for an entire area. When selecting colours for these dominant areas, it's important to make sure the colours work harmoniously, and the best way to ensure this is through choosing related or complementary shades.

To simplify this task, **Feltex Carpets** and Resene have joined forces to provide a **Colour Wall** combining a range of carpet samples from the Feltex Classic Collection, each teamed with a selection of complementary Resene paint shades.

The Feltex Classic product Quarella, in the colour Island Bisque, for example, is showcased as a complementary flooring option for Resene paint colours: **Resene Haystack**, **Resene Fahrenheit** and **Resene Gargoyle**. Whether a guideline or inspiration, the combinations may be just what you need to trigger your next colour scheme.

See the Colour Wall at the Resene Botany Downs ColorShop in The Hub, Botany Downs, Auckland or visit www.resene.co.nz for carpet inspiration.



Incorrect Mailing If you are receiving multiple mailings or you would like us to change your mailing details, please call 0800 RESENE (NZ), email us at advice@resene.co.nz or fax 04-577-0664 (NZ) giving the current address where you are receiving mail and the change/s required.