

In New Zealand, PO Box 38-242, Wellington Mail Centre
Call 0800 RESENE, visit www.resene.co.nz
or email advice@resene.co.nz

Resene
the paint the professionals use

In Australia, PO Box 785, Ashmore City, Queensland 4214
Call 1800 738 383, visit www.resene.com.au
or email advice@resene.com.au

enduring art

Many years of debate and media coverage dating back to the late 1960's have preceded the creation of the new \$50 million Christchurch Art Gallery, Te Puna o Waiwhetu in Worcester Boulevard, Christchurch.

Inherent inadequacies in the Robert McDougall Gallery facility design and floor space restrictions impacted on visitor comfort and limited the showing of the gallery's extensive exhibits to just 8% of the collection. In stark contrast, the new gallery, over six times the size of the Robert McDougall Gallery, will showcase 40% of the permanent collection, rotating the displayed works over time so that regular visitors will have the opportunity to view the entire collection.

The new facility has been designed with a firm eye on the future and the need for space to cater to increasing collection size and visitor traffic. Incorporating four main exhibition halls, a 180 seat auditorium, underground parking and a good blend of visitor comforts, the 400,000 visitors expected each year will have ample space to soak in the artistry of the works and the atmosphere. Over 5,500 artworks are housed within the complex, each carefully displayed, labelled and catalogued to enable fluidity of display over time.

2,350 square metres of transparent, translucent and opaque mica impregnated glass adorns a curvilinear frontage, striking against the predominantly utilitarian design. Inside, exhibition spaces are located over two levels, linked by central

grand stairs and lift facilities and joined by balconies that focus one's attention on the Sculpture Garden beyond the expansive foyer. As demanded by the original brief, a minimum of 40% of the site area has been dedicated to the open space sculpture garden, an indulgence that is the cause of much delight for visitors.

27,000 tonnes of concrete are bound into the final design accompanied by over 1.7 kilometres of internal lighting and a colour palette designed to bring both calm clarity and delightful surprise to the exhibition spaces. Colour variations are entwined into the design plan to act as an orientation mechanism.

Joining the concrete is structural steel finished in **Resene Imperite IF 503 Metallic** on the exterior and paperfaced plasterboard on the interior. A wide range of hues drawn predominantly from **The Range** collections and tinted into a mix of Resene Environmental Choice approved products adorn both the interior and exterior, including **Resene Lumbersider** satin acrylic, **Resene Zylone SpaceCote** low sheen waterborne enamel, **Resene Zylone**

20 flat acrylic and **Resene Sonyx 101** semi-gloss acrylic tinted to **Resene Stonewall** (deep beige neutral), **Resene Tea** (river boulder beige), **Resene Quarter** and **Full Strength Pearl Lusta** (cream), **Resene Half Sidecar** (yellow), **Resene Pohutukawa** (deep red), **Resene Espresso** (rich brown), **Resene Merino** (off-white), **Resene Allports** (teal), **Resene Dawn** (neutral), **Resene Sushi** (lime green), **Resene Gunsmoke** (grey),



Resene Bianca (warm off-white), **Resene Spanish White** (complex neutral) and **Resene Tarawera** (maritime blue), topped in ceilings of **Resene Zylone 20** black to lower the perceived ceiling height and focus attention on the walls.

It's a clear case of patience and determination paying dividends. Over 30 years in the debating, planning and creating, Christchurch is now home to an art gallery that is turning the other art galleries green with envy.

Architect: The Buchan Group
Electrical Engineer: Pederson Read
Landscape Architect: Boffa Miskell
Painting Contractor: Dixon and Dixon Decorating
Quantity Surveyor: Rawlinson & Co
Structural Engineer: Holmes Consulting Group
Resene: Tony Walter, Christchurch Architectural Services Manager; Simon Leigh, Christchurch Project Services Representative

Building Contractor: C Lund & Son
Fire Engineer: Holmes Fire & Safety
Mechanical Engineer: Connell Wagner
Principal: Christchurch City Council
Project Manager: Carson Group



senses alive



Architect: Ross Maguire (Christchurch) - for Christchurch City Council
Construction/Painting (Sealer): Mainzeal Construction
Painting (Topcoat): Kiwanis
Resene: Christchurch Resene ColorShop

The new Christchurch Multi-Sensory Facility on offer at the QEII is a first in the Southern Hemisphere offering a publicly accessible place of learning and relaxation for those with disabilities and their families. Family members can relax and watch as new sights and sounds stimulate the four main senses and imaginations of their loved ones, safe in the knowledge that trained assistants are on hand to maximise the experience. Or, all whom enter can enjoy the centre first hand and take part in the sensory experiences offered. Those visiting the centre can also experience a Resene Lumbersider satin acrylic interior finish in sense stimulating hues of **Resene Viking** (fresh blue), **Resene Peach** (light peach), **Resene Pattens Blue** (light blue), **Resene English Holly** (deep green), **Resene Blackberry** (deep violet), **Resene Valentino** (deep violet), **Resene Puerto Rico** (blue edged green) and solid black. With interactivity and stimulation built into every aspect of the facility, from colourful switch controls to innovative lighting and bright wall finishes, be prepared to have your senses excited.




Anchored by a 9,700 square metre The Warehouse, the largest South Island Farmers of 6,500 square metres and a 5,300 square metre Countdown, the \$77 million Eastgate Shopping Centre redevelopment and expansion at the corner of Linwood Ave and Buckleys Road, Christchurch has been colossal. Add to these three tenants, 70 speciality stores and the floor area rises from the original 9,750 square metres to 30,500 square metres. With 210% more shop floor space and a mix of speciality shop favourites plus some new to Christchurch and new to mall complexes, shoppers are well catered to. Exterior substrates include a mix of precast concrete, structural steel and compressed sheet, while the interior is finished in paperfaced plasterboard with timber trim. 1,400 litres of the ever-popular Resene X-200 waterproofing membrane protects the exterior from the elements, while Resene Lumbersider satin acrylic and Resene Lustacryl semi-gloss waterborne enamel protect the interior against the busy hustle and bustle of shoppers. A landmark retail location for a major consumer area, which has a primary and secondary catchment extending across a third of the city, Eastgate Shopping Centre is now firmly marked on all shopaholics' mental maps.

Architect: Ignite - Crane Design Partnership
Painting Contractors: RJ Roxburgh and Son, Dixon and Dixon and Jeff Dermott Ltd

Project and Construction Managers: Arrow International
Resene Christchurch: Geoff Edwards, Key Account Manager; Tony Walter, Architectural Services Manager; Simon Leigh, Project Services Representative

Repainting the expansive exterior and interior of the Copthorne Hotel in Durham Street, Christchurch entailed the application of litre upon litre of coating. Exterior concrete ribbed panels were coated in an impressive 600 litres of Resene Wintergrade Hi-Glo gloss acrylic, applied in two coats. Resene Wintergrade Hi-Glo is specially formulated to cure in temperatures down to 2°C enabling contractors to continue painting through cold winter days. Inside, wallpaper has been banished from sight with all existing room wallpaper coated in 2,250 litres of Resene Thixalon 5 tinted to Resene Parchment (beige neutral) for a light, yet easy to clean, textured effect. Resene Zylone SpaceCote adorns the corridors to complete the fresh, durable and easy to maintain system. With all products enjoying Environmental Choice approval, contractors could isolate and paint specific areas without disrupting the workings of the hotel. Guests can now rest easy in freshly coated surrounds without enduring paint fumes.

Designer: Susan Lee, Q Designz Limited
Building Contractor (Interior): Mainzeal Property and Construction
Painting Contractor (Exterior): Cladtex Painting Ltd



Painting Contractor (Interior): Robin Driver
Painting Contractor
Resene: Tony Walter, Christchurch Architectural Services Manager



hair styled

The Majestic Centre in Wellington has been home to the award winning Buoy Hairdressing for many years. Once dark and dreamy, but with a desire for an image reinvention and floor space expansion to accommodate the increasing clientele, the light and airy space of the under-utilised upstairs conservatory was the irresistible opportunity to strive for a fresh new look. One thing was for certain, the gothic 80's look was out and light, bright and airy were in, driving the selection of a predominantly white theme with black accents. Inspired by the Arctic Circle Ice Hotel and glowing fabric walls in a European bar, the space is divided into three slim zones - reception and product sales adorned with sheer overhead fabrics, white ceramic tiles and black sofas; the cutting floor complete with movable workstations, practical black rubber flooring and curved opalescent feature walls to complement client facial features; and a new area housing cosmetics, nails and grooming services. Coated throughout in Resene Zylone SpaceCote tinted to Resene Alabaster (near white) the minimalist backdrop combines the desired style with the practicality of an easy clean, durable surface. The central space has been designed with a secondary purpose in mind. Workstations can be unplugged and removed setting the area free to become a catwalk showcasing new products and cutting techniques, before reverting to a hive of cutting floor activity before morning. High class salon style combined with quality hairdressing services have earned Buoy the status of 'Grand Salon' a status enjoyed by just a handful of salons worldwide. With capacity for 26 staff to work on styles to suit, book your hair into Buoy and soak in the atmosphere while your hair soaks in the shampoo.



Architect: Custance Architects (johnathan@custance.co.nz)
Building Contractor: Mainzeal Interiors
Client: Buoy Hairdressing
Painting Contractor: Le Prov Decorators
Resene: Bruce Ryland, Wellington Trade Sales Representative



Mention cookie time and one's mind is suddenly full of images of large round cookies chock full of yummy chocolate... the psychological effect leads to cookie cravings and mouth drooling shortly thereafter.

When you have a brand as delicious and packed full of personality as this to market, you can afford to be adventurous. Making the most of their high visibility location, Cookie Time transformed the Christchurch Cookie Time factory into a massive advertising mural using Resene Lumbersider satin acrylic.


The sprayed roughcast surface was painted, then airbrushed, with Resene Lumbersider - a favourite among signwriters and painters because of its reputation for sticking to almost everything, making it a truly all purpose finish and not surprisingly Resene's



number one product. The transformation was so impressive that it won the South Island Advertising Award for 'Best use of an illustration as an advertising medium'. Painted 4 years ago, the colours have retained their vibrancy making this an extremely cost effective advertising medium that one would be hard pressed to equal, let alone better.

Painstakingly creating the delectable finish took an estimated 300 hours. Getting the image to look appetising was a complicated process with precise colour requirements to suit the client resulting in a new hue aptly coined 'Cookie Dough'!

With one appetising oversized work of art under the belt, the cookie craze spread to Mangaweka in the North Island in the form of the Cookie Time DC3 Café.



**moulded
beauty**



Traditionally clients accent feature mouldings via a contrasting finish colour to the main wall to draw attention to their placement. This new Fendalton, Christchurch residence relies on the sheer size and associated shadowing that naturally accentuates the corbel feature moulding to mid floor generating impact, without being obtuse, or over-embellishing the exterior walls. The feature moulding rests upon a **Rockcote LiteRock Solid Render System** over Hardibacker with a Classico texture finish tinted to **Resene Fahrenheit** (deep red). White shutters and the matching white soffit complete the look, a stark statement of cool style against the deep red hot background. Inside is home to walls of **Resene Calico** (soft brown) and feature walls of **Resene Black Forest** (deep murky green) in the library, **Resene Cab Sav** (brown red) in the formal dining room and **Resene Orinoco** (soft green) in the formal lounge.

Architectural Designer: Ray Hawthorne, Hawthorne Duff Architecture Ltd, (www.hawthornduff.com)
Corbel Feature Moulding to Mid Floor: Yellow Polystyrene Co, Auckland

Interior Design: Sarah Lassche-Jones
Resene: Tony Walter, Christchurch Architectural Services Manager

Rockcote: 0800-50-70-40 or visit www.rockcote.co.nz



white



shadow

Builder: Shannon & Patria Moyle,
Maple Construction
Resene: Tauranga



Detail, design and passion have culminated in a stunning Mt Maunganui home built on a down to earth budget and recognition as a Regional HOY Award winner. With a relatively small floor area of 184 square metres on a tight 400 square metre site to work with, the minimalist style engenders an air of spaciousness that belies the physical dimensions.

Impact and keeping to budget have been balanced by spending the most money on key features rather than trying to spread the limited resources too thinly. Clutter has been banished aided by recessed storage for clean lines.

Clad in Linea weatherboards and Titan Board, Linea was selected for its ability to be coated with dark **Resene Bokara Grey** (deep grey), unlike natural weatherboards that would be liable to warp due to the heat retention of the darker coating. Teamed with Titan Board and in-seal strips between panels finished in **Resene Portland** (mid grey) and a quarter strength of the same on soffits, the exterior oozes style.

Lighting and colour are critical to mood and space. **Resene Milk White** (off white) from the **Karen Walker range** has been liberally applied throughout the entire home, then perceptually altered through the careful placement of lighting to cast shadows and draw out different elements of the colour. A sole splash of colour can be seen in the form of a **Resene Domino** (murky mid brown) feature wall behind the bed.

The interior is based on a grid pattern varied to suit each room for a sense of unity and flow, while the minimalist monotone colour palette draws together and maximises the space. The cantilevered staircase is the piece de resistance floating between a practical accessway and a stunning sculptural effect with seemingly no structural support.

In a world where big is often quoted as better, this home is a shining example of how good things can and do come in small packages.



Four airbrushes and 200 hours later, the plane was transformed into a cookie lover's dream. Negotiating the risks of sunburn and a substrate riddled with protruding rivets was well rewarded with the creation of a well known landmark and the perfect excuse for a food and refreshment stop.

Mouth drooling? Satisfy your cookie craving at www.cookie-time.co.nz.

Client: Cookie Time Limited
Painting Contractor: Manning Signs

Designed and built with family living in mind, this 235 square metre residence set on a four acre Taumaranui block, took top honours in the Waikato Master Builders House of the Year Award \$150,000-\$210,000 range plus won the coveted Radioworks Public Choice award. Carefully aligned, the home is flanked by the spectacular Mt Hikurangi and Mt Ngaruahoe and orientated for maximum sunshine. The exterior Harditex with **Resene Jointflex** system is coated in the heavily textured **Resitex Coarse** and a finish coat of **Resene Lumbersider Pale Oyster** (greened neutral). The main entry flows into spacious living areas, climbs a polished rimu double step to reach the kitchen, dining and family area before leisurely moving into bedroom, bathroom and ensuite areas. A special colour match fills the interior in **Resene Zylone SpaceCote** low sheen waterborne enamel, accented by strong feature walls of **Resene Paprika** (deep red) in the dining room, **Resene Bunting** (navy) in the lounge and **Resene Madison** (deep blue) in the bedroom. With the lay of the land firmly in mind, underfloor electric heating has been installed to warm the toes in winter while coloured concrete cut in flagstone patterns provides durability and cleanability in service areas. In all, an easy home to come home to, a hard home to leave.



acres by four

Owners: Mr & Mrs Simes
Building Contractor: Max McKenzie Ltd
Painting Contractor: N H Alder
Resene: Angela Zajonskowski, Taupo Trade Sales Representative

fitting furniture




Imagine organic shapes resembling the curves of the familiar natural environment coloured to suit your Resene colour scheme. Valentin Design specialises in fluid furniture that floats between art and practicality.

Highly resistant to scratches, breakages and UV light, this furniture wears as good as it looks. Simply select the furniture piece from the stylish

Anima Range that suits your project, specify the Resene colours you would like incorporated into the furniture and Valentin Design will create a personalised piece that fits perfectly with your Resene decorated space.

Call 027 404 6735 to add that special fitting finishing touch.



Handpicking the best of the Resene systems to suit the task at hand, the Armidale Bowling Centre in the Armidale CBD, New South Wales, is coated in both **Altex high performance coatings** and **Resene decorative finishes**.

Runners are finished in **Altra-Prime 504 primer** followed by **E-Line 239 Blue** while the floors gleam in **E-Line 239 Clear** from the Altex range. The E-Line 239 Clear is the perfect selection for such a high traffic area protecting the surface against frictional damage.

The bowling alleys are centred by a colourful mural across the back panel of the alleys. Finished in **Resene Lumbersider satin acrylic** in a range of hues, the backdrop mural is a fitting finish depicting bowling related elements in a colourful scene.

With the floors and runners well protected against the most amateur of bowlers, the mural provides a focal point for those keen to be distracted from their bowling score.

Resene: Jason Osborn, Queensland Trade Sales Representative

ahead a bed

Funky, bold headboards using Resene paints feature in children's bedrooms with the launch of the Tamarillo Tree range of six headboard designs with options for customisation.



Butterflies are the bedtime companions for a Little Fairy Princess.

The brainchild of sisters Carina Sim-Smith and Ping Sim, the headboards are handcrafted and finished in New Zealand.

Every headboard is specially matched to the room it is destined for. Customers send a photo of their child's room and Tamarillo Tree design a headboard to enhance the existing room.



Flowers burst out in the Daisy Patch design.

The headboards are hand painted using **Resene Quick Dry Acrylic Primer Undercoat**, dozens of **Resene Lumbersider satin acrylic testpots** and a final coat of waterborne **Resene Aquaclear polyurethane** to protect the finish.

While no two designs are the same, with themes ranging from the Classic Car to the Little Fairy Princess, they are all guaranteed to have two features in common - they're eye-catching and not surprisingly treasured by those children whom snuggle up below them in bed at night. Sweet dreams for all smallfry.



This Classic Car is painted in Resolution Blue with Red Berry detail.

Creator: Tamarillo Tree, Ph: 09-533-9443
(www.tamarillotree.co.nz)

sports style

Ambience, fine food and an air of indulgence surrounds corporate boxes nationwide with sports fans clamouring for invitations to boxes to cheer on their favourite team (and down a few free drinks).

In an endeavour to match the glitz and glamour of the corporate boxes found at the major urban stadiums, an extensive new corporate box development has been undertaken in the Waikato.

Old rusty galvanised iron and pieces of neglected 4 x 2 form the basis of the development finished in a double topcoat system of Resene Hi-Glo in a crowd pleasing blend of **Resene Supernova** (bright yellow) and **Resene Zibibbo** (magenta). Perhaps a little less luxurious than its urban counterparts but nonetheless a corporate box of note.

Be warned, if you are invited to the Pinetree's Hut corporate box, dress warm and BYO drinks!

Builder: 'Ox', King Country Rugby Football Union
Client: King Country Rugby Football Union
Resene: Peter Smithers, Waikato Trade Sales Representative; Kirsty Hodgson, Te Awamutu



The Resene News now extends beyond these printed pages



Check out more projects online at www.resene.co.nz/archspec/products/index.htm



energy glow

Boldly coated in Resene Lumbersider Energy Yellow and Resene Hi-Glo Resolution Blue this holiday residence in Wynnum, Queensland definitely brightened up the neighbourhood.
Colours: Kay Brennan, Paint Place Wynnum
Resene: Jason Osborn, Queensland Trade Sales Representative



waterbaby

Choosing an Environmental Choice system of Resene X-200 Waterproofing Membrane meant a minimum of disruption for the occupants of this Bribie Island, Queensland home.
Building and Painting Contractor: Brian Russell
Resene: Jason Osborn, Queensland Trade Sales Representative



retail remade

Colour matching enabled Paint Place Milton to take advantage of Resene's durable exterior colour and paint system options without sacrificing the approved corporate colour scheme.
Resene: Jason Osborn, Queensland Trade Sales Representative



beach buddy

Making the most of bold colour inside and out spiced up the neighbourhood of this seaside residence in Robina Way, Queensland.
Colour Selection/Painting: Cathy & Craig Parker
Resene: Jason Osborn, Queensland Trade Sales Representative



banner bright

Banners individually handpainted using a mix of Resene premium paints and Resene Lumbersider testpots helped promote community awareness of the services of the Disabilities Resources Trust.
Co-ordinator: Disabilities Resource Centre Trust (www.drct.co.nz)



star quality

The owners of this home in Bowentown, Bay of Plenty threw caution to the wind picking exterior and interior colours from **The Range**.
Colour: Client and Faye Philp
Resene: Faye Philp, Mt Maunganui

your name here

If you would like your next project to appear in the Resene News or on the Resene website in the Products in Action section, complete a Resene News submission form and send it in to Resene Head Office with photographs of the nominated project. Copies of the submission form are available from your local Resene Representative or ColorShop, or call 0800 RESENE (NZ) or 1800 738 383 (AUST) for a copy. To be eligible for inclusion the majority of the project must be completed in Resene paint.

Brushstrokes

popularity plus

Whether beiges, creams, off whites or hazy greys fit your description of the perfect whites and neutrals, you'll find a host of all these and more in the new **Resene The Range Whites & Neutrals** - the latest addition to The Range collections.

In a departure from the annual The Range fashion collection, The Range Whites & Neutrals is an enduring collection bringing together strength variations of favourite Resene neutrals mixed with a handful of new full strength colours. With a whopping 170 whites and neutrals to select from, The Range Whites & Neutrals is a decorator's dream. With 5 strength variations of colours such as **Resene Tea, Putty, Pavlova** and many more to select from, a tonal scheme can be created in seconds.

All The Range Whites & Neutrals hues are available in Resene testpots and drawdowns. Drawdowns may be ordered direct using the external drawdown order service. See your representative for more details on this service or if you would like a copy of the new The Range Whites & Neutrals. Stocks are strictly limited and available from Resene representatives only.




pave the way

The last of the Resene colour charts to get the full makeover treatment, the Resene Paving Coating Chart has been reinvented to showcase a broader range of Resene finishes.

The new chart includes new **Resene Non-Skid Deck & Path** swatches, updated **Resene Sidewalk and Concrete Stain** colours, the range of **Resene Blacktop** hues and samples of **Resene Kwila Decking Stain, Resene Tennis Court Coating and Resene Squash Court Coating** plus information on **Resene Grassmarking Paint**. So, no matter whether path and deck painting or court painting is on the plans, this chart has something for everyone.

Copies of the new Decks, Paths, Driveways and Recreational Areas Chart are available from Resene ColorShops and Resellers nationwide or order your copy online at www.resene.co.nz.



no mean feet

New to the Resene range of trafficable finishes, **Resene Non-Skid Deck & Path** has been designed to provide a comfortable walking surface for all interior and exterior situations where a non skid finish is desired. Available in a desirable low sheen finish, Resene Non Skid Deck & Path may be tinted to complement existing décor, both inside and out.

Combinations of contrasting colours may be used to create decorative effects in courtyards and pathed areas, either as part of a new landscaping plan or to rejuvenate weathered surfaces. Light colours are perfect for stair edges to reduce the likelihood of accident.

Quick and easy to apply, trafficable areas may be upgraded and coloured with minimal disruption and maximum style. See Data Sheet D313 for further technical information and the new Decks, Paths, Driveways and Recreational Areas Chart for colours. Also available in other colours on request.

roof colours ready

Colorsteel™ colours are an industry standard appearing in numerous specifications both on the roofing from which they originated through to other exterior surfaces.

To make specifying these colours easier, Resene have added the 19 standard **Colorsteel™** colours each printed in Resene Lumbersider satin acrylic to the **Resene drawdown library service**. Drawdowns of all **Colorsteel™** colours may now be ordered via the direct drawdown order service, via the online ordering service or from your local Resene representative or ColorShop. ColorShops also stock a full library of the A4 drawdowns of **Colorsteel™** colours to enable specifiers and their clients to pop in and view them all in a larger size before making a final colour decision.

Resene has colour matches on file for all **Colorsteel™** colours, making it infinitely easier to continue a colour scheme from a roof to other exterior areas or when a repaint of the original **Colorsteel™** is required.



cracking up

Creating unique broken, antique looking finishes is quick and easy with **Resene Crackle**, a new crackle effect addition to the Resene range.

Distinctive crackle finishes can be created using a tinted acrylic basecoat (such as Resene Lumbersider), one coat of Resene Crackle and a final coat of an acrylic topcoat tinted to a contrasting colour to the basecoat. Resene Crackle will shrink causing the acrylic topcoat to crack revealing the basecoat colour.

The Crackle effect will vary depending on the application method, enabling many different effects to be achieved with the same product, just by varying application technique and the basecoat and topcoat colour combinations. A thick coat of Resene Crackle will result in fewer larger, deeper cracks, while a thin coat will give smaller, shallower cracks.

Crackle effect finishes are best used on uneven or rough walls, furniture, picture frames, woodwork and small feature areas. As with other effects products, agree a sample panel before the job starts and use this as the standard for the project.

The ideal product when something a little out of the ordinary is called for.



Originally launched as an alternative to solventborne enamels, **Resene Lustacryl** was part of Resene's commitment to Environmental Choice programme. Since that time, Resene Lustacryl sales have continued to rise steadily, outpacing the higher gloss Resene Enamacryl gloss waterborne enamel as interior décor trends towards lower sheen finishes. Reflecting the decorating desires of customers, Resene Lustacryl has now been made available in the two new tones of Yellow 2 and Red, expanding the range of colour options available to all into the deepest reds and brightest yellows and greens.



the more the merrier

The **Resene online colour library** has expanded into a new direction with Feltex and Laminex finishes plus an extended range of Bisonne and Habitats finishes joining the existing range of Resene, Melteca, Bisonne and Habitats swatches. Search functions now allow you to search for colours by chart, by alphabetical order or simply view all colours from a specific range or chart if preferred.



Access over 2500 colour and pattern swatches instantly in the online Resene colour library, available 24/7 at <http://www.resene.co.nz/swatches/index.htm> and download the ones you like.



Once you have selected your electronic colours, order samples of Resene colours using the new online Sample Central or contact the appropriate swatch supplier to arrange samples.

wetter edge

Warm weather has long been associated with reducing the wet edge of paint, making it trickier for professional decorators and DIY alike to achieve the desired monolithic finish. To ease the application process, Resene have tweaked the **Resene Lustacryl** semi-gloss waterborne enamel and **Resene Enamacryl** waterborne gloss enamel products to improve open time giving applicators more time to work with the product before it dries without the need for Resene Hot Weather Thinner.

The tweak is not enough however to combat the hottest days of summer, at which time decorators simply add in the requisite Resene Hot Weather Thinner to optimise open time.



thinque unique

With a name like **Unique Fabric** creating and maintaining a unique style is a way of life. The recent creation of fabric swatch boxes is no exception to this desire to be different.

Keen to present the samples in an innovative manner, ten Resene hues were selected to complement the fabric swatches. Each was sprayed onto MDF board and labelled before being used as the dividers between the fabric swatches. The clever combination of fabric samples with complementary Resene colours is an intoxicating blend giving inspirations to designers of colours to blend with their favourite fabric.

Creator: www.uniquefabrics.co.nz

in fashion

The **Range 2004** has taken its fashion colour range status to new heights recently featuring as part of the winning entry in the NZ Young Fashion Designer Year Awards at the Modus-Operandi 2003 New Zealand Fashion Design Awards.

Nikki Lawrence (17) of Auckland won the New Zealand Young Designer of the Year title designing a dress that is "clean cut and sophisticated, aimed towards young people." Nikki's designs focus on black and whites, earthy tones and beiges. Required to recommend other colourways that could be used for the design as part of the entry, Nikki used The Range from Resene to show all the different colours that would be "fashion" colours for the year including references to favourites such as Resene Lemon Grass and Resene Tea.

With a bright design future ahead, Nikki's designs have just been launched under the nikki-L label.



Incorrect Mailing If you are receiving multiple mailings or you would like us to change your mailing details, please call 0800 RESENE (NZ), email us at advice@resene.co.nz or fax 04-577-0664 (NZ) giving the current address where you are receiving mail and the change/s required.