

Resene

NEWS

Resene - the paint the professionals use

Resene Paints Limited In New Zealand: PO Box 38 242, Wellington Mail Centre In Australia: PO Box 785, Ashmore City, Queensland 4214
 In New Zealand call 0800 RESENE (0800 737 363) In Australia call 1800 738 383 Visit our website www.resene.com or email us at advice@resene.co.nz

scheduled stop

Few tours to Rotorua would be complete without the requisite visit to the Rotorua Tourism Centre in Fenton Street, not to mention the excuse to take yet another photo in front of this often-featured landmark.

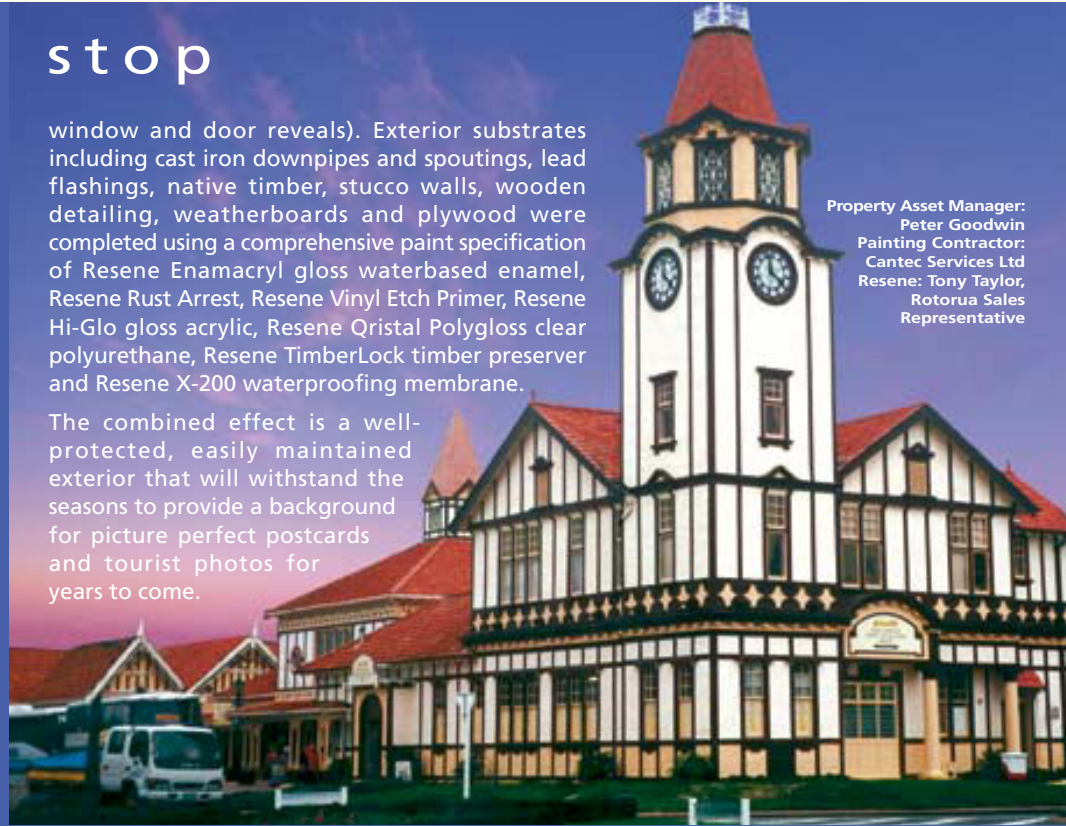
The northern wing that houses the tower clock is the original post office in Rotorua and believed to be the oldest building of its kind in the area. The southern wing was built later then finally joined by the middle section, at which time the complete complex became known as the Rotorua Tourism Centre.

Charged with the responsibility of repainting the exterior, Cantec Services carefully arranged all repair and painting work following strict safety guidelines to minimise disruption to passing foot and motor traffic while the five week repainting project was in progress.

A Resene RenderRite electronic colour render was supplied to assist with colour visualisation and selection of the final colour scheme of Resene Egg Sour (main body colour), Resene Espresso (batons, framework, trim and joinery) and Resene Rob Roy (tower top section, base,

window and door reveals). Exterior substrates including cast iron downpipes and spoutings, lead flashings, native timber, stucco walls, wooden detailing, weatherboards and plywood were completed using a comprehensive paint specification of Resene Enamacryl gloss waterbased enamel, Resene Rust Arrest, Resene Vinyl Etch Primer, Resene Hi-Glo gloss acrylic, Resene Kristal Polygloss clear polyurethane, Resene TimberLock timber preserver and Resene X-200 waterproofing membrane.

The combined effect is a well-protected, easily maintained exterior that will withstand the seasons to provide a background for picture perfect postcards and tourist photos for years to come.



Property Asset Manager:
Peter Goodwin
Painting Contractor:
Cantec Services Ltd
Resene: Tony Taylor,
Rotorua Sales
Representative



at ease

Left, right, left, right, left. Halt! The past cries of mock battles and parade routines at Fort Dorset have been replaced by the familiar cries of children at play.

Former Defence Land in Burnham Street, Seatoun has surrendered itself to the newly constructed \$5 million Seatoun Primary School. In a sweeping transformation the old Army parade ground has been reborn as a host of school buildings and a well-drained playing field.

Set apart from residential housing, just metres from the seashore and exposed to strong northerlies, the severe marine environment significantly impacted on the final design. Minimising the negative impacts of weather conditions with the positive site aspects of extensive light, sun and views proved to be a delicate balancing act.

Prevailing weather conditions led to the unique two-storeyed design, seldom used for primary schools. This design allowed for the inclusion of an inner courtyard sheltered from all weathers and large enough for all pupils. Each of the lower classrooms opens onto its own small lawned area, while the upper classrooms enjoy decked views out across the harbour.

With an emphasis on natural robust materials, exterior substrate selections included locally grown exotic cyprus for the weatherboards and titan compressed sheet panels. The titan panels have been variously coated in a range of paua inspired hues in Resene X-200 Waterproofing Membrane and Resene Metallics to create a natural

link back to the marine environment. The curved front softens the school's façade giving the effect of a school gravitating towards the sea.

The metallic theme has been duplicated in the interior and mixed with bright colours for uplifting energetic room schemes. Each room has a colour scheme of its own co-ordinated from the floor to the ceiling and incorporating cabinetry and pinboards. The interior fabric is predominantly finished in

Architects: Tennant Bevin Architecture; Hugh Tennant, Hugh Tennant Architects; Nick Bevin, Bevin Slessor Architects
 Builder: Darren Mason, Mainzeal Construction
 Painting Contractor: Kensington & Associates
 Resene: Andy McDonald, Central Architectural Services Manager

Resene Zylone Sheen for its extensive colour range in a low sheen durable finish, combined with Resene Metallics on ceiling tiles and hallway feature areas for added sparkle. With tomorrow's schools needs today firmly in mind, Seatoun Primary School students can enjoy the best of the new technologies as this is one school that is literally wired for the future.

Architect (partnership): Jeff Thompson, Opus International Consultants
 Building Contractor: Ian McKie, Naylor Love
 Painting Contractor: Stewart Driver, James Wren & Co
 Resene: Nelson Dickson, Dunedin Branch Manager



back to the future



The all new \$46 million Information Services Building (IS Building) at Otago University, Dunedin consumed a mountain of building materials from 200 tonnes of structural steel to 5500 tonnes of concrete and 2.5ha of Gib. Board. An astounding 27,800 square metres required 2,500 litres of paint. A hub of information services, the ISB has already stamped its mark on the North Dunedin streetscape.

The steel substrate was treated to an engineered coating system of Resene Zincolate 11 inorganic zinc silicate, Resene Armourcote 510 high solids epoxy and topcoated with Resene Imperite IF 503 Metallic tinted to a metallic finish specially created for this project and affectionately referred to as IF Silver.

Resene Zylone Sheen was applied throughout the spacious interior broadwall areas for an attractive low sheen finish with minimum odour. The spacebreaking feature columns

have been protected from wear and tear with Resene Multishield+ acrylic glaze.

The interior vista is of an almost cavernous library facility punctuated with constant metallic glints provided by Resene Imperite IF 503.

Teeming with students and staff by day and lit strategically by night, the ISB deservedly draws an inordinate share of attention from passers-by.

old timer

McWhirters Building in Brunswick Street, Fortitude Valley, Brisbane was an early addition to this central district region, standing unchanged in the face of the pressure to rebuild while other neighbours crumble.

Recent renovations saw the building leap into the new century with the extensive use of Resene Enamacryl Metallic Aluminium on exterior columns and internal walls. With a technologically advanced paint finish that puts its neighbours in the shade, other building owners may prove sufficiently dazzled to pursue similar schemes to bring their buildings up to standard.



Painting Contractor: Astro Painting Contractors
 Resene: Harold Murray, Australia Sales Representative



room with a view

In a secluded spot on The Terrace in Wellington, the BOC House offices have recently enjoyed a full refurbishment and a new occupier - the Novotel Hotel. Interior wallboards were coated in durable Resene Zylone Sheen for a low odour low sheen finish.

Resene Qristal Poly-Satin was used on interior timber panels to complement the low sheen finish and enhance and protect the natural timber. Doors and working interior timber joinery were finished in Resene Lusta-Glo semi-gloss enamel to complete the durable interior ensemble.

The outer shell of Alucabond Metallic panels has been enhanced with the addition of Novotel corporate blue and orange special colours created by the Resene Colour Laboratory, reaffirming this hotel's distinctive style within its nationwide chain.

Architect: Group CDA Design
 Building Contractor: Mike Morgan (Project Manager), Fletcher Construction
 Painting Contractor: Gary Nelson and Rex Ewers, Kensington & Associates
 Resene: Andy McDonald, Wellington Architectural Services Manager




Resene Texas Rose, Pelorous, Chetwode Blue, Allports, Deep Koamaru, Daisy Bush, Windsor, and Nero.



Resene Persian Plum, Blackcurrant, Windsor, Eminence, Brandy Rose, Venus and Alto.

civic duty



Property Asset Manager: Peter Goodwin
Painting Contractor: Cantec Services
Resene: Tony Taylor, Rotorua Sales Representative

The nerve centre of Rotorua, the Rotorua Civic Centre, originally opened in 1986, at which time it was fully coated inside and out in Resene. As proof of the system durability, it has been 16 years before the first exterior repaint has been required.

With all Rotorua District Council operations controlled from this central point, the sheer square area of the exterior substrate necessitated six weeks of painting to complete the work. Exterior substrates of fibrolite panels and concrete walls were coated in predominantly Resene Hi-Glo gloss acrylic and Resene Enamacryl gloss waterbased enamel supplemented by Resene Uracryl, Armourcote 220 and Armourcote 510 from the Resene Engineered Coatings Systems range on steelwork. Timber sarkings were enhanced with Resene Qristal Poly-Gloss, a high gloss polyurethane for natural visual breaks in the otherwise dominating monolithic surface areas, while the natural beauty of the stonechip substrate was re-protected using Resene Uracryl 403 clear.

The neutral background of Resene Spanish White walls provided a pleasing base from which the colour scheme could be brought to life with the addition of Resene Kenyan Copper (red brown) on steelwork and fascias, Resene Fiji Green (mid pesto green) on the steelframe, Resene Cuban Tan (dark brown) on fibrolite panels, doors and the base, Resene New York Pink (mid pink) on soffits and Resene Buccaneer (pink toned brown) over butynol areas.

With history in mind, it will be well into the next decade before this building's exterior sees another lick of paint.



moo-loo territory



In the land of cattle, the local tavern can be a welcome respite from the calls of the land and the battles of the rugby field. Situated on Rangiriri State Highway 1, the Rangiriri Tavern is the venue for celebrating victorious Waikato rugby results with the adored Waikato Rugby Team.

In keeping with its heritage style, the exterior was coated with Resene Hi-Glo tinted to Dutch White (light cream) and complemented by Resene Hi-Glo tinted to Permanent Green (mid green) to match the original

Colorsteel roofing. This colour was also reproduced in Resene Lumbersider for a satin acrylic deck finish and Resene Super Gloss to impart a high gloss on all trim and joinery. To complete the exterior a touch of additional colour was added with the application of the heritage colour Resene Mahogany to the spouting.

A popular watering hole for the victors, drowning visiting fans' sorrows is also a specialty.

Painting Contractor: Keith Mahon Painters
Resene: Peter Smithers, Waikato Sales Representative

pots of colour

With a love of gardening and a zany creative streak, Dianne Yeomans has given birth to a range of fabulously coloured and designed pots. Initially the pots were driven by a desire to add them into her own gardenscapes, but with ample talent on her side, the hobby has now grown into a small business with many favourites being sold to other pot lovers.

All pots are created using a paint system of Resene Quick Dry Acrylic Primer Undercoat followed by the application of the design using a vast collection of Resene testpots and a quick coat of spray varnish to seal the work.

Aptly named, 'My Garden', Dianne's garden in Waimana, Bay of Plenty is open annually during the spring and summer months. Originally it was the garden itself that drew all the visitors, but of late the pots themselves are just as big a drawcard and a sought after treasure.

Creator: Dianne Yeomans (ph 07-312-3254) Resene: Whakatane Resene ColorShop



Resene Curious Blue,
Shocking, Chetwode Blue,
Lochmara, Texas Rose,
Endeavour and Nero.

bookworm

Captivating and bold low sheen hues have breathed new life into the Redcliffs School Library in Main Road, Christchurch.

Pure bold colours such as Resene Citrus (lime green), Resene Governor Bay (bright blue) and Resene Deep Koamaru (dark blue purple) were used on the walls behind the books to captivate the youth audience, then each colour was used as a feature within the mural to provide a natural bridge between the two to give a harmonious inspiring reading environment.



The full interior has been painted in Resene Zylone 20 for a luxurious low sheen finish that minimises the glare reflectiveness that can make reading fine print difficult.



The daring use of colour has banished the 'boring library' stigma forever, winning Signmark a bronze medal in the NZ Sign and Display Awards.



Designer and Painting Contractor: Mark Calcutt, Signmark
Resene: Cashel Street ColorShop



dial tone

The move to more mobile meant a bright yellow nationwide re-image was in store for over 50 Telecom NZ dealers and 18 Ben Rumble stores.

Standard colour and paint specifications were designed to cover all sites regardless of location. Two new yellows were developed for this contract by Resene, and applied to the outlets in a Resene Hi-Glo gloss finish (exterior) and a Resene Lumbersider satin acrylic (interior) for a pleasing blend of high impact exterior and a slightly softened sunny interior.

The application of a consistent specification has enabled Ben Rumble stores to be quickly refurbished to perfectly fit with the Telecom more mobile image. Next time you see yellow, you too can get more mobile.

Project Managers: Stewart Harrison and Paul Davis, Odlin International Ltd
Resene: Dave Clarkson, Central Region Project Services Representative

20 new homeowners will soon be moving in to enjoy Stages 1 and 2 of the Corbans Estate residential building development in Mt Lebanon Drive in Henderson, Auckland, with another 63 due to follow on their heels when all work is complete.

The first of the new home exteriors is comprised of a maxim panel wall system with a Rockcote EPS 40 insulated wall cladding system supplied and installed on battens finished with a Rockcote 'Traditionale' sponge texture to complement the style and design direction of the development.

The versatile Rockcote EPS 40 system combines the appearance of traditional plasterwork with a reinforced, weather-protected base and minimal maintenance requirements. The substrate make-up incorporates expanded polystyrene to provide an effective thermal barrier against heat transfer. Its cellular composition gives the system immunity against deterioration over time and a high strength-to-weight ratio. Applied by licensed applicators to ensure professional service and correct installation, the Rockcote plaster finish comes complete with a 15 year performance warranty and five year workmanship guarantee.

The exterior premium Rockcote finish is complemented in the interior with Resene finishes tinted to Ecru White (light muddy neutral) from the Resene Karen Walker colour collection.

The style of each stage of unit development will be varied to avoid the uniformity often associated with developments of this size. This recognition of the importance of individuality enables the development to appeal to a broader base of homebuyers keen to reflect their personal style in their abode.

Architect: Murray Day, Brown Day Architects
Building Contractor: Grayshield Ltd
Painting Contractor: Steve Morris

Rockcote Licensed Plasterer: Fred Vervoort, North Island Paviers



vive la difference

heads or tails

An unassuming Wanganui factory façade camouflages the extremely successful exporting company Pacific Helmets Ltd that lies within. From manufacturing motorcycle helmets for the Australasian market in 1980, Pacific Helmets are now one of the world's leading suppliers of Fire and Rescue helmets through a network of 56 distributors in Australasia, Asia, USA and Europe. 95% of all product is exported, 100% is coated. Pacific Helmets have selected Resene Automotive and Performance Coatings' Durepox epoxy primer and Acrythane 2K colour and clear coats as their preferred paint systems. Working together, Resene have developed new coatings to meet Pacific Helmets' specifications, such as the recent literally glowing example - Phosglow - a photoluminescent coating. With a combined commitment to innovation and a growing headcount across the world, heads we all win.



Resene Automotive and Performance Coatings: Paul Williamson, Central Manager



Resene Red Berry, Deep Koamaru, Allports and Nero.



Resene Nero, Gold Drop, Tropical Blue, Fuchsia and Moody Blue.

The Resene News now extends beyond these printed pages



Check out more projects online at www.resene.co.nz/archspec/products/index.htm



sea spray

Exposed to harsh salt spray a Resene engineered coating system was specified to give maximum protection.

Architectural Designer: David Greenslade, City Solutions Christchurch City Council
Building Contractor: WJ Reynolds & Sons
Landscape Architect: Wayne Rimmer
Painting Contractor: Phil Reynish
Tiles: Richard Wiki, Sally Grigg
Resene: Tony Walter, Christchurch Architectural Services Representative



at peace

374 testpots were used over 15 months to transform the wall of the New Plymouth RSA, into scenes that all RSA members can immediately relate to.

Painting Contractor: Derek Bracegirdle, Taranaki Graphics
Resene: Bron Bryson, New Plymouth ColorShop Manager



work out

The exterior of the Takaka Primary School Gymnasium has been treated to a textured Resene Resitex Standard finish to add visual interest and relief, and hide imperfections.

Architect: David Wallace, Arthouse Architecture
Building Contractor: Paul Crockford
Painting Contractor: Chris Moyle
Resene: Richard Haynes, Marlborough Branch Manager



completely covered

Resene have the Victoria Park Golf Club, Queensland completely covered inside and out using Resene Lumbersider satin acrylic.

Colour Designer: Carmel, Empire Hotel
Painting Contractor: Carlos Perez, United Colours
Resene: Jason Osborn, Australia Sales Representative



twice is nice

With 550 sq. metres of Queensland luxury home to repaint, detailed planning is required to maximise speed and minimise disruption.

Colour Designer: Christine Ollson
Painting Contractor: David Munroe Painting Contractor
Resene: Jason Osborn, Australia Sales Representative



a ditch away

The refurbishment of huge two storey Queenslander residential homes inevitably calls for high sheen finishes to impart maximum durability and cleanability.

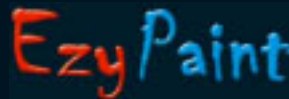
Painting Contractor: David's Painting Service
Resene: Jason Osborn, Australia Sales Representative

your name here

If you would like your next project to appear in the Resene News or on the Resene website in the Products in Action section, complete a Resene News submission form and send it in to Resene Head Office with photographs of the nominated project. Copies of the submission form are available from your local Resene Representative or ColorShop, or call 0800 RESENE for a copy. To be eligible for inclusion the majority of the project must be completed in Resene paint.

Brushstrokes

clear vision - 'see' the finish before you start



Resene was the first to bring New Zealand specifiers virtual painting with the launch of Resene EzyPaint virtual painting software in June 2000. Now Resene have launched a whole new revolution in virtual painting with the release of an exciting new version of Resene EzyPaint.

Building on the success of previous versions, the new Resene EzyPaint virtual painting software includes over 140 images to paint, a scan your own option and colours, textures and patterns from Feltex Carpets, Melteca Laminates, Panelyte Laminates, Dimond Roofing, Rockcote Plaster Finishes, James Hardie Linea Weatherboards and Resene. If you thought Resene EzyPaint was a revolution in colour tools giving you the ability to virtually paint pictures, you'll be literally blown away by this latest version! All the functions have been simplified, so you don't have to be a computer geek to enjoy virtual painting.

Resene EzyPaint allows you to see the finish before you even start redecorating. No more worrying whether those two colours go together - you can now try them out for yourself. If they don't look right together, just keep trying other combinations until you create the perfect scheme.

Use Resene EzyPaint to create a quick colour scheme using the extended gallery of 140 images in just a few minutes, or really impress your clients by virtually painting their project in an hour or so. If you aren't confident with colour schemes, choose from over 450 colour scheme suggestions included in the software. Print and save your selected colour scheme and then start on a new colour scheme using a different picture if you wish. You can even email your colour schemes direct to clients and colleagues so they can check them out at their convenience on their own computer.

Virtually painting your client's project is easy - simply scan in any picture (or use direct from a digital camera), path and print it. Using this feature you can electronically paint anything from houses, plans and drawings to furniture, people and cars. The only limit to your virtual painting experience is your imagination.

While 90% of most redecorating projects are all about the paint finish, it is important to co-ordinate the entire colour scheme. To make this even easier, EzyPaint allows you to virtually carpet with Feltex Carpet, laminate cupboards with Melteca, laminate benchtops with Panelyte, re-roof with Dimond roof colours, reclad using James Hardie Linea Weatherboards or Rockcote plaster finishes and paint everything else in Resene. Using colours, patterns and textures from the different featured suppliers will give you a more realistic representation of the finish before you even start building or redecorating.

Select from over 2000 colours, including two new Resene colour ranges - the Range 2003 and the Karen Walker collection. Use the new complementary colours tool to find three colour suggestions for each Resene colour you select, or if you already have a colour in mind, simply select it from the computer's full palette and let Resene EzyPaint find you the closest Resene colour/s. Develop palettes of your favourite colours, patterns and textures and save them for future redecorating projects or save your favourite colours as jpgs and use them in Word documents, architectural software or as email attachments.

Resene EzyPaint includes an extensive Information Centre, with information on colour, colour trends and products, tips and tricks on how to use all the new EzyPaint features, and links to websites to help you access more information. And to make life even easier, there's even a project database section to help you manage your colour schemes and documents by project.

No matter what you are planning, Resene EzyPaint is the perfect way to see the finish before you start. Download your copy FREE from www.resene.co.nz or borrow or purchase a CD-Rom copy from your local Resene ColorShop or representative.



nifty fifty



Resene officially turned 50 in August 2002.

Resene was started in 1946 by an Eastbourne builder, Ted Nightingale, who needed an alkali resistant paint to cover his concrete buildings.

There was nothing available at the time, so in typical kiwi style he developed his own - in a cement mixer in his garage! In response to demand from other builders, Ted commenced producing his paint on a commercial basis under the brand name Stipplecote.

In 1951, Ted Nightingale launched the first waterbased paint in New Zealand under the brand name 'Resene' - a name derived from the main ingredient of paint - resin. This launch was followed by company registration on 12 August 1952 under the name Stipplecote Products Ltd and a move to a new larger factory in Kaiwharawhara, Wellington.

And the rest, as they say, is history. For a nostalgic trip back to the early Resene days, you can check out www.resene.co.nz/profile.htm or pick up a copy of Resene's history from your local ColorShop.

colour choices

Specifiers often contact Resene for assistance providing materials for colour and design courses. If you are co-ordinating colour or design classes, Resene can assist by supplying Colour Choices books free of charge. Contact your Resene representative if you are interested in sourcing these books for your students.



going cable



Resene's EzyPaint virtual painting software is climbing its way to international decorating stardom, recently featuring on American Cable Television TechTV. Within minutes of the airing of Cat Schwartz's Cable Show, the Resene website had a 2000% increase in web traffic with thousands of American web surfers linking in to www.resene.co.nz for their free EzyPaint download.

Combined with recent sales of the EzyPaint CD-Rom to an English reseller, inclusion in NetGuide's best interior decorating site feature, and the announcement that Resene EzyPaint has been named a finalist in the annual TVNZ Marketing Awards for the second year in a row, the all New Zealand designed program is reinforcing New Zealand's ability to be innovative regardless of the market segment.

clearly 'flattered'

Lower sheen finishes are becoming increasingly popular, with seemingly everyone seeking subdued wall finishes in place of the old fashioned high gloss enamel finishes that were once commonplace. The low sheen trend has swept its way through paint finishes and more recently has found a place for itself in the clears and glazes category.

As solventborne polyurethanes are gradually being replaced by Environmental Choice approved Resene

Aquaclear waterborne polyurethanes, demand for a lower sheen finish has grown. To satisfy this demand, Resene is now offering all the benefits of Resene Aquaclear in a Satin finish. With the launch of new Resene Aquaclear Satin, all can enjoy the benefits of a waterbased polyurethane (such as low odour and easy clean up in water) in a desirable satin finish.

Application is as easy as existing Aquaclear products via brush or spray with four coats usually recommended for a hardwearing finish on most projects. If a heavy duty polyurethane finish is required, Resene Polythane is still our best recommendation.

See updated Resene Aquaclear Data Sheet D59 or the Resene Polythane Data Sheet D53 for more technical information.



de-limed

Resene Limelock is a new preparatory coating used for the curing and sealing of cementitious substrates. It promotes curing by producing a water barrier, which, unlike traditional curing membranes, can be overcoated with acrylics at any stage.

Its ability to cure and seal the substrate eliminates the need to leave the plaster to cure for 7 days before painting. This is of immense benefit to the contractor as they can cure and seal the surface using Resene Limelock while the scaffolding is still up, allow to dry and then start painting on the acrylic topcoats, without waiting for the usual 7 days drying. The product may be applied by the plasterer to promote cure or by the painter who wants to ensure the surface is sealed. When dark, heat-absorbing topcoats are planned, it is still prudent to wait 7 days before painting.


Resene Limelock traps free lime in the cementitious substrate protecting the paint finish against the appearance of unsightly lime staining, assisting with system colourfastness and providing a perfect base for subsequent Resene finishes. Designed to be overcoated, Resene Limelock is part of the surface preparation process and should be applied as soon as possible over plaster systems to achieve maximum potential.

See Data Sheet D809 for further technical information. Copies are available from www.resene.co.nz or your local Resene ColorShop.



textured coatings part of the paint mix

Rockcote Architectural Coatings (NZ) Ltd joined the Resene Paints Limited Group in July 2002. Established in New Zealand in 1989, Rockcote Architectural Coatings (NZ) Ltd specialises in the manufacture and distribution of an extensive range of acrylic premium quality plaster systems and coatings to the construction industry. Rockcote products are widely used throughout New Zealand to protect thousands of homes from New Zealand's extreme climatic conditions.



All products are manufactured in Christchurch and sold nationwide via a network of trained and approved distributors and licensed applicators to ensure application and finish consistency and quality.

Rockcote's agreement to join the Resene Group enables Resene to offer a truly comprehensive coating solution from the exterior plaster cladding through to the decorative finishing of the interior fabric.

The Resene Group that Rockcote has joined includes Altex Coatings Ltd, a Tauranga based company focusing on the manufacture and sale of heavy duty protective and marine coatings, Resene Automotive and Performance Coatings, an Auckland based company specialising in automotive and specialist finishes, Resene Paints (Australia) Ltd servicing the Australian decorative and protective market, Resene Paints (Fiji) Ltd servicing the Pacific Islands and a majority shareholding in Cellier Le Brun, a Marlborough based winery.

The two companies will seek to build on the competitive strength of each other in servicing the architectural, commercial and retail markets. While both are eager about future prospects, for the moment it is business as usual for Rockcote and Resene.

five makes six

The Resene Zylone SpaceCote range has now been expanded to include five new tones - Light, Pastel, Mid, Deep and Ultra Deep, giving a selection of hundreds of extra Resene colours in the popular low sheen Zylone SpaceCote finish.

Traditionally enamels were the only paint option for trim, joinery and wet areas, with acrylic paints limited to broadwall dry areas. While the application characteristics and lower odour of acrylic paints were generally preferred by tradespeople and consumers, they were forced to use enamels in wet areas and on trim/joinery due to the lack of durability in interior wet areas and minimal block resistance associated with acrylics.

Resene made ground-breaking progress in 1996 by launching Resene Lustacryl and Enamacryl waterbased enamels. Waterbased enamels were initially viewed as a contradiction in terms as it was considered impossible for a waterbased paint to have the durability and

block resistance of an enamel paint. Barely five years on, Resene waterbased enamels outsell Resene solventbased enamels.

The newest product in the waterbased enamel range, Resene Zylone SpaceCote, offers enamel style toughness in broadwall areas.

With low sheen and reduced side sheen achieved by formulating with Spheromers, a Resene Zylone SpaceCote finish minimises the appearance of minor surface defects. A very durable abrasion and block resistant finish, it can be easily cleaned, making it suitable for use in wet areas such as bathrooms and laundries and on trim and joinery, both inside and out.

Customers are no longer forced to sacrifice durability to achieve a low sheen finish in wet areas and on trim/joinery. Resene Zylone SpaceCote is so versatile that it can be used on all these areas, as well as on broadwall surfaces in a range of over 1000 colours.



paint place

All hands on deck was the catchcry when an exterior repaint was required for an ill ex Resene workmate. With sterling organisational efforts by the Queenstown Resene team, all materials and labour were donated to get the Queenstown home back into shape.

The entire home exterior including roof, roughcast walls, and stained timber boundary and path fences were painted in just one day. Truly an awesome community effort, the home has been transformed into a haven that will allow Anne the time to rest and relax comforted by the support of friends and family.



Incorrect Mailing

If you are receiving multiple mailings or you would like us to change your mailing details, please call 0800 RESENE, email us at advice@resene.co.nz or fax 04-577-0664 giving the current address where you are receiving the mail and the change/s required.