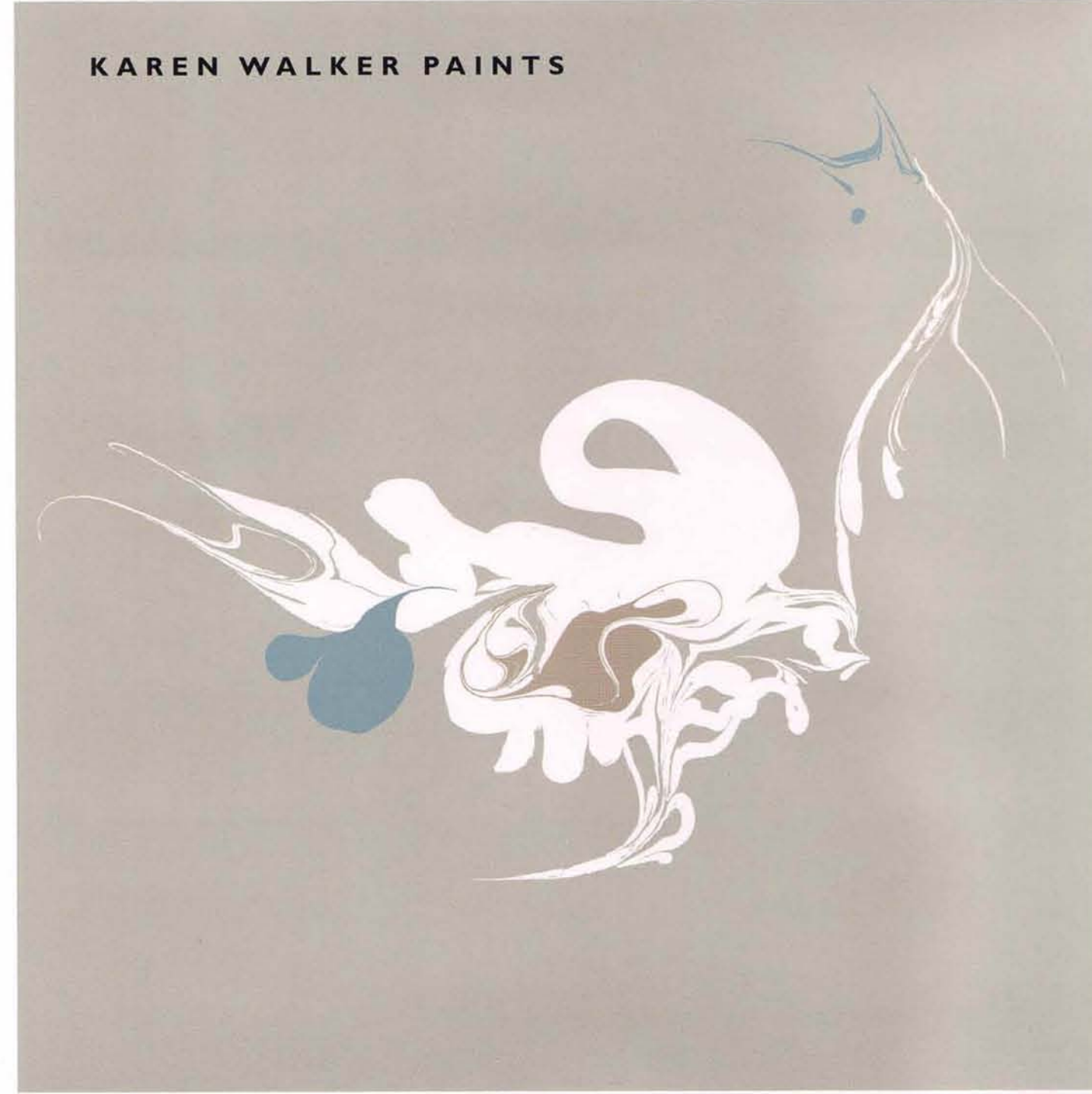


**NB. This chart is from the
Resene historical file.
Please refer to current
Resene colour charts
for the latest colour options**





I believe that colour is best when it sets a mood and prompts an emotion but isn't necessarily the first thing you notice. I love dusty, slightly chalky, worn looking colours and with this chart I've presented a selection of my favourites; many of them inspired by my local beach, Bethells Te Henga. I hope they capture some of its unique and intrinsic haziness and complexity.

Modern living is all about combining nature with technology and in order to create these colours I've brought together the mood of nature's palette with Resene's expertise.

In the same way that the colours in nature feel unprecedented and incomparable I'm sure that these colours will inspire you to create a new and unique environment of your own.

Karen Walker

The Karen Walker range is brought to you by


KAREN WALKER

and

Resene
the paint the professionals use



Coastal Blue 7B56



Powder Blue 6B87




Weathered Blue 5B87




Majestic Blue 2B92



Smalt Blue 4B95



Robins Egg Blue 6GR73



Periglacial Blue 6.5B96



Froth Green 7GO11



Neutral Green 5.5GO15



Anemone Green 5GO19




Rockpool Green 1GO17




Calm Green 3GR75



Windblown Green 5GR75



Beryl Green 6.5GO18



Sandspit Brown 7.5BO25



Jetsam Brown 5BO13



Donkey Brown 4BO07



Kina Brown 1.5BO36



Sanguine Brown 2RO74



Sorrell Brown 3BO01




Grain Brown 6.5BO07



Chalk Lavender 8V41



Misty Lavender 7GR56




Rugged Lavender 5.5GR56




Shadowy Lavender 3GR25



Hazy Lavender 5.5BO41



Pristine Lavender 6BO16



Pearl Lavender 7BO16



Surf Spray Grey 7GR25



Gannet Grey 5.5GR09



Cliff Face Grey 4GR95



Fuscou Grey 1.5GR16




Heathered Grey 5.5BO31



Taupe Grey 5.5GR04




Foggy Grey 6.5GO06




Milk White 8GO11




Buttery White 8.5YO22




Bleach White 8YO26




Albescent White 8.5BO25



Ecru White 7.5GO07



Citrine White 8GO20



Wan White 8BO31

Colour Name	Tone	Colour Code	Approx RV%
Albescent White	White	8.5BO25	75
Anemone Green	Light	5GO19	33
Beryl Green	White	6.5GO18	59
Bleach White	White	8YO26	81
Buttery White	White	8.5YO22	86
Calm Green	Mid	3GR75	15
Chalk Lavender	White	8V41	79
Citrine White	White	8GO20	76
Cliff Face Grey	Pastel	4GR95	23
Coastal Blue	White	7B56	54
Donkey Brown	Light	4BO07	24
Ecru White	White	7.5GO07	70
Foggy Grey	White	6GR06	46
Froth Green	White	7GO11	63
Fuscou Grey	Mid	1.5GR16	8
Gannet Grey	White	5.5GR09	37
Grain Brown	White	6.5BO07	58
Hazy Lavender	White	5.5BO41	40
Heathered Grey	Pastel	5.5BO31	35
Jetsam Brown	Pastel	5BO13	33
Kina Brown	Deep	1.5BO36	9
Majestic Blue	Mid	2B92	9
Milk White	White	8GO11	76
Misty Lavender	White	7GR56	55
Neutral Green	Pastel	5.5GO15	46
Pearl Lavender	White	7BO16	66
Periglacial Blue	White	6.5B96	53
Powder Blue	White	6B87	41
Pristine Lavender	White	6BO16	47
Robins Egg Blue	White	6GR73	46
Rockpool Green	Green	1GO17	6
Rugged Lavender	White	5.5GR56	30
Sandspit Brown	White	7.5BO25	64
Sanguine Brown	Deep	2RO74	11
Shadowy Lavender	Light	3GR25	12
Smalt Blue	Light	4B95	17
Sorrell Brown	Light	3BO01	31
Surf Spray Grey	White	7GR25	63
Taupe Grey	Pastel	5.5GR04	32
Wan White	White	8BO31	81
Weathered Blue	Pastel	5B87	25
Windblown Green	Pastel	5GR75	31

Note 1: The reflectance value of a colour indicates the amount of light and heat that a colour will reflect. Black has a reflectance value of 0% and absorbs all light and heat. The surfaces are consequently very dark and can get very hot. In contrast, white has a reflectance value of 100% and keeps a building light and cool. All colours fit within these two extremes.

Note 2: Tones listed above are subject to change if colours are reformulated.

Note 3: This colour chart is finished with Resene Zylone SpaceCote low sheen waterborne enamel, a product ideally suited to kitchens, bathrooms, broadwall areas and trim and joinery inside and out.

Note 4: Colours may be available in selected products or sizes only. Check with Resene ColorShop or Reseller staff to ensure your selected colour is available in the product and/or size you require.

Karen Walker colours are available exclusively in Resene premium paints from Resene ColorShops nationwide.

The Resene product range includes a full selection of interior and exterior paints, so no matter what you paint, you can paint it with Karen Walker.



Always use testpots to confirm your colour choices in the area you are planning to paint. Karen Walker colours are available in convenient 55ml testpots from your local Resene ColorShop.

Resene
the paint the professionals use

In New Zealand: 32-50 Vogel Street,
Lower Hutt, PO Box 38-242,
Wellington Mail Centre
Call 0800 RESENE,
visit www.resene.co.nz
or email us at
advice@resene.co.nz

In Australia: PO Box 785,
Ashmore City, Queensland 4214
Call 1800 738 383,
visit www.resene.com.au
or email us at
advice@resene.com.au

Resene
Total Colour
System