

**NB. This chart is from the
Resene historical file.
Please refer to current
Resene colour charts
for the latest colour options**

Resene

Exterior timber stains



Resene

Total Colour

System

Resene

the paint the professionals use

Resene

water borne

Woodsman



Japanese Maple™cw* WD017



Tamarind™cc cw WD006



Banjul™cc cw* WD004



Totem Pole™cw* WD035



Cherrywood™cw* WD020



Ash Brown™cc cw* WW100



Embers™cw* WD013



Dark Oak™cc cw* WW7



Nutmeg™cw* WW16



Bamboo™cw* WW200



Cedar™cw* WW600



Pickled Bean™cw WW18



Sunshine™cw* WD040



Oiled Cedar™cw* WW028



Limed Oak™cw WW13



Natural™cw* (shown on Pine) WD026



Natural™cw* (shown on Cedar) WD026



Crowshead™cc cw* WD001



Treehouse™cc cw* WD037



English Walnut™cc cw* WW8



Iroko™cw* WD005



Limed Gum™cw WW12



Driftwood™cw* WD012



Pitch Black™cc cw* WD039




Touch Wood™cc cw* WD036



Rangitoto™cw* WD032



Grey Green™cw* WW9



Fern Frond™cw* WD016



Kumera™cw* WD033



Zydeco™cw* WD008




Daintree™cw WD015



Limed Spruce™cw WD14



Limed Ash™cw WD11



Pickled Aspen™cw WW17



Smokey Ash™cc cw WW22



Jacaranda™cw WD019



Downriver™cw WD011



Mosaic™cw WD025



Woody Bay™cw WD038



Bleached Cedar™cc cw WD400



Pickled Bluewood™cw WW19



Resene Woodsman for decking

Resene Woodsman is available in 25 hues in a solventborne variant ideal for wooden decking areas and furniture. All colours on this chart marked with an asterisk* are available in solventborne Resene Woodsman. Surfaces coated in solventborne Resene Woodsman require recoating every two summers.

Resene Kwila Timber Stain

Rejuvenate, enhance and protect your timber deck or outdoor furniture with Resene Kwila Timber Stain (see Data Sheet D501). Ideally suited for new or weathered Kwila, it is also ideal over other exotic hardwoods, adding colour to the timber while still allowing the natural grain to show through. A Resene Kwila Timber Stain finish will typically require maintenance after one or two summers.



Kwila Brown™

Resene Furniture and Decking Oil

Like shining your shoes or polishing your interior woodwork, oiling your deck and furniture regularly will keep it looking its natural best while providing protection against the ravages of water, fungi and U.V. light. Popular amongst those who prefer the lightly oiled look to the more heavily pigmented stain finish, Resene Furniture and Decking Oil (see Data Sheet D503) is quick and easy to apply. This product will assist with water repellency and help maintain timber in good condition. Recommended for annual application to decks and furniture.



Resene Furniture and Decking Oil




Key

cc = All colours marked with cc are available in Resene Cool Colour technology. Cool Colours will wear differently to the standard wood finish so it is best not to mix and match the normal and Cool Colour formulations on a project.

cw = All colours marked with cw are also available for interior use in Resene Waterborne Colorwood.

* = All colours marked with * are also available in solventborne Resene Woodsman.

All colours except Natural are shown as they would appear on Pine. Colours will appear different on different timbers - always test your colour on an offcut before starting the main project.



Resene

water
borne

Woodsmen

penetrating oil stain

Resene Waterborne Woodsman (see Data Sheet D57a) is a fresh approach to wood stains matching the needs of timber to the desire to achieve the most natural appearance possible. Maximum mould resistance has been achieved through the inclusion of powerful fungicides.

With an adaptable formulation, Resene Waterborne Woodsman is suitable for use on a wide range of exterior timber substrates including:

- Beams
- Plywood and profiled sheets
- Dressed and rough sawn timber
- Weatherboards
- Fences

Resene Waterborne Woodsman is easy to apply and requires minimum surface preparation. For **new timber**, ensure surface is dry and free from dirt, dust and loose fibres. For **exposed timber** (greater than one week), remove any gross contamination and semi-detached cellulose fibres, and treat the surface for mould using Resene Moss & Mould Killer (see Data Sheet D80). For **existing stained surfaces**, remove all the weakly adhering coating by sanding and treat the surface for mould using Resene Moss & Mould Killer.

Apply two coats of Resene Waterborne Woodsman by brush, roller or spray following the recommended coverage rates below. During application stir the contents of the can frequently to ensure even distribution of colour. When the job is complete, clean up with water when wet or mineral turps when dry.

Typical coverage

Timber type	First coat	Second coat
Badly weathered timber	3-4 square metres per litre	5-7 square metres per litre
Rough sawn timber	4-6 square metres per litre	9-11 square metres per litre
Dressed timber*	10-12 square metres per litre	12-14 square metres per litre

* For dressed timber, apply a third coat 12-14 square metres per litre after about 3-6 months. Resene Waterborne Woodsman will require maintenance after two summers.

All colours on this chart are shown in Resene Waterborne Woodsman. A smaller selection of colours is available in solventborne Resene Woodsman (see Data Sheet D57), an exterior wood stain ideal for wooden decking areas and furniture. If a non-slip finish is required Resene Non-Skid Deck & Path (see Data Sheet D313) is recommended.

The Resene Woodcare range offers do-it-yourself and trade professionals products suitable for almost every interior and exterior timber application. For information on our range of other woodcare products, including Resene Waterborne Colorwood interior wood stain (see Data Sheet D50a), Resene Lumbersider (see Data Sheet D34), Resene Qristal Clear Polyurethanes (see Data Sheet D52), Resene Aquaclear waterborne urethane (see Data Sheet D59) and Resene Polythane (see Data Sheet D53), contact your nearest Resene ColorShop or Reseller.

NB: The final finish will vary depending on the timber you are staining. Always test your chosen colour on a representative sample of timber. Resene testpots are available from Resene ColorShops and Resellers nationwide. Stains require regular maintenance. While this maintenance is required more regularly for stained surfaces than painted surfaces, the lower level of preparation required makes maintenance work easier to complete.



Colour it

Two coats of Resene Lumbersider will add colour to your fence, deck, outdoor furniture or walls in next to no time. Resene Lumbersider is available in thousands of colours from the Resene Total Colour System.



Revive your roof

Revive your faded roof and boost your roof's defence against the elements with Resene Hi-Glo (see Data Sheet D31). Resene Hi-Glo is made with U.V. resistant pigments and tough acrylic polymers to give a long-life high gloss finish on new primed or previously painted roofs. See the Resene Hi-Glo colour chart for durable roof colour choices.



Step out

Giving your paths and steps a fresh coat of paint can do wonders for the overall look of your entranceway. Simply wash down the existing coating, remove any loose flaking material and recoat using two coats of Resene Waterborne Sidewalk (see Data Sheet D38a). Or for a more natural look, add colour to cementitious surfaces with Resene Concrete Stain (see Data Sheet D58), which is designed to penetrate the surface of concrete and masonry to form a tough low sheen finish that enhances the natural texture of the concrete. See the Resene Decks, paths, driveways and recreational areas colour chart for a full range of paving paints and stains.



Get a grip

Make trafficable areas safe and non-slip with Resene Non-Skid Deck & Path, designed to provide a comfortable walking surface for all interior and exterior situations where a non-skid finish is required. Available in a desirable low sheen finish, Resene Non-Skid Deck & Path may be tinted to complement existing décor, both inside and out. The finish has a comfortable grit texture to give feet and shoes something to grip onto, reducing the risk of accident no matter what the weather.



Splash out

After a hard day's work, relaxing in a swimming pool is always popular. Resene Swimming Pool Paint (see Data Sheet D69) has been specially designed for direct application to concrete swimming pools. A pool coated in Resene Swimming Pool Paint 'Magic Blue' will be less affected by chemicals used for treating pools than traditional pigmented pool finishes. The result is a longer lasting colour, giving you more time to enjoy your pool because you'll spend less time repainting it.



Plant it

Textured, colourwashed, painted or stained... Resene has a wide range of products suitable for decorating planters. Available in hundreds of colours, Resene testpots allow you to add colour to your garden planters without being left with litres of excess paint.



Opt for a natural look

Whites and neutrals are popular teamed with the dead flat mineral effect finish of Resene AquaShield (see Data Sheet D601). Colours are designed to lighten with exposure resulting in a natural weathered appearance to blend beautifully with the landscape. Ideal for exterior concrete on buildings and as landscaping features.



Or go mediterranean

The time-worn strength of sandstone with the mellow patina of age has been recreated in Resene Sandtex (see Data Sheet D71). Perfect for beautifying and protecting concrete both inside and out, this very versatile finish can be used to reproduce a variety of finishes from aged render effects through to natural limestone and sandstone finishes. The fine sandstone texture adds an extra dimension to the coating and effectively disguises minor surface blemishes without changing the basic architectural concept. Resene Sandtex is ideal in the great outdoors, on planters or as an interior feature.



'See' the finish

Virtual painting with Resene EzyPaint allows you to visualise the entire colour scheme before the redecorating even starts. Download Resene EzyPaint free from the Resene website or purchase a CD Rom from your local Resene ColorShop or Reseller.



Put your colour to the test

No matter how you select your stain colours, always use testpots to confirm your choices in the area you are planning to stain. Resene Waterborne Woodsman testpots are available from your local Resene ColorShop or Reseller or you can order them online from the Resene website.



Keep it looking good

Annual washing will help maintain the fresh appearance of your paintwork. Follow the recommendations in the Resene Caring for your paint finish brochure or on the Resene website to keep your paint finish looking its best.



Be PaintWise

For tips on minimising the impact of your decorating on the environment see www.resene.co.nz/paintwise.htm.



Enjoy the Resene Promise of quality

Enjoy the Resene Promise of quality on a wide range of Resene premium paints. See your Resene ColorShop or the Resene website for a copy.



Choose to help the environment

You can minimise the effect your next decorating project has on the environment by choosing one of the Resene range of Environmental Choice approved products.

In Australia:
PO Box 785, Ashmore City,
Queensland 4214
Call 1800 738 383, visit www.resene.com.au
or email us at advice@resene.com.au

Resene
the paint the professionals use

In New Zealand:
PO Box 38242, Wellington Mail Centre,
Lower Hutt 5045
Call 0800 RESENE, visit www.resene.co.nz
or email us at advice@resene.co.nz