

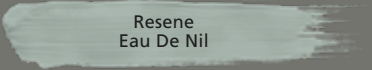
colour trends with Resene



luxe layering

Soft pewter tones layered with a similar palette creates a peaceful neutral haven to relax in. Beautiful textures and accents of Resene FX Metallic paints brings a softness to this bedroom. Using the calming base colour of Resene Cloud for the walls achieves the perfect backdrop for the luxurious headboard painted in Resene FX Metallic Pure Pewter – using Resene Chicago as the base colour. Setting the headboard up with a shelf on top gives a versatile space that can do double duty as a handy bookshelf and the perfect place to display a favourite artwork. The textured DIY artwork was created using Resene Pure Pewter. The palette of soft greys and hints of metallic shine offer a hint of glamour without it taking over the space. Keeping your linen and bedding choices in the same tonal colour range will keep the room cosy and unified, allowing the touches of metallics to shine. Using a selection of gorgeous Resene greys, it's simple to create a harmonious and elegant room.


Other colours to try with soft greys – sea greens, blush beiges and dark blues.



Resene
Eau De Nil



Resene
Tom Tom



Resene
Dark Knight

top tip: Create your own DIY artwork with Resene FX Metallic paints using a criss-cross paint technique or brushed effect.

Background painted in Resene Half Cloud, book in Resene Cloudy, vase in Resene FX Metallic Protox with base in Resene Copyrite, round ball decoration in Resene FX Metallic Pure Pewter with Resene Chicago as base and A4 drawdown paint swatches in Resene Half Gravel and Resene Cloud.

*project Vanessa Nouwens
images Bryce Carleton
Cushion from Freedom, pillowcases from Adairs, candles from Superette, flower from Flux Boutique.*

Colours as close as printing allows. Always view a physical sample or try a Resene testpot before making your final choice.

nature knows best

Colours have been proven to influence our moods, so creating your palette with deep greens and chocolate browns will have you feeling cosy and comfortable. Known for inducing feelings of energy and comfort, green is nature's gift to the colour world. In much the same way you feel light and refreshed when walking through a beautiful forest, painting your walls and choosing furniture in similar shades will induce these feelings in your home. Choosing this warm deep shade of chocolate Resene Masala is the perfect backdrop to cosy velvet furniture in a complementary olive green. Finishing the floor in the light tone of Resene Colorwood Breathe Easy and the back wall in Resene Sandtex tinted to Resene Quarter Linen lightens the room, allowing the darker colours to shine but not overwhelm. Bringing nature inside with flowing ferns and pot plants increases that sense of wellbeing and calm. Create your own wellbeing haven with a rich, nature inspired palette of colours.

Other colours to try with rich browns – rich caramels, light sea greens and boulder beiges.



Resene
Toffee



Resene
Carefree



Resene
Tea

top tip: Choosing a textured Resene wall treatment or wallpaper is an easy way to add interest to a room.

Background painted in Resene Quarter Linen, seashell in Resene Tea, large lidded basket in Resene Field Day, small lidded basket in Resene Quarter Linen, rope handle tray in Resene Triple Masala, small vase in Resene Off The Grid and A4 drawdown paint swatches in Resene Quarter Linen and Resene Triple Masala.

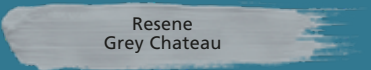
*project Kate Alexander
images Bryce Carleton
Chair, side table and sideboard from Danske Møbler, artwork by Hometime from Endemicworld.*

Colours as close as printing allows. Always view a physical sample or try a Resene testpot before making your final choice.

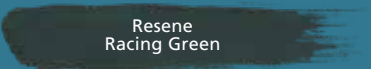
oceans of serenity

Creating a sense of drama is simple when you have stunning deep blues like these Resene colours to choose from. The deep and moody blue of Resene Carpe Noctem sits beautifully on the walls, transforming this room into a cosy haven. If you're feeling creative, battens are a big trend, and these timber painted versions are a great artistic addition to this room. Painted in Resene Epic, Resene Ocean Waves, Resene Boost and Resene Lakeside, they function not only as an artwork but a point of focus in the room, making it appear wider. Finishing the floorboards in Resene Colorwood Shade continues the dark theme and pulls the colours together, making the room cohesive and warm. Selecting a sofa with a nod to the Chesterfield style in a bold colour creates another point of interest and reflects the batten colours from the wall art. When working with rich tones like these, it's helpful to embrace the depth of the colour and introduce tones and shades from the same colour family to harmonise the space. Embracing textural accents in your furniture adds to the sumptuous feel of the room.

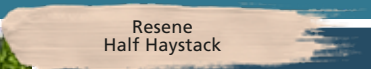
Other colours to try with deep blues – soft greys, deep greens and vanilla tones.



Resene
Grey Chateau



Resene
Racing Green



Resene
Half Haystack

top tip: Use complementary accent colours to enhance focal points in your room.

Background finished in Resene Colorwood Shade, battens in Resene Epic, Resene Ocean Waves, Resene Boost and Resene Lakeside and A4 drawdown paint swatches in Resene Epic, Resene Ocean Waves and Resene Lakeside.

*project Megan Harrison-Turner
images Bryce Carleton
Sofa from Interior Warehouse, cushions from Nood, plants from Florisdale Flowers.*

Resene

the paint the professionals use

resene.com