


# habitat

plus

*decorating*  
and colour trends

Colour your home with **Resene**  
the paint the professionals use



Some products or services may not be offered in your area or country. Please check with your local Resene ColorShop or reseller for availability. Most Resene products can be ordered in on request though lead times and minimum order quantities may apply.

Colours are as close as the printing process allows. Always try a Resene testpot or view a physical colour sample before making your final choice.

The contents of *habitat plus* are copyright and may not be reproduced in any form without the written permission of Resene. Opinions expressed in *habitat plus* are not necessarily those of Resene or the publisher Jet Plane Content. No responsibility is accepted for the authors' suggestions or conclusions, or for any errors or omissions. Copyright 2017 Resene Paints Ltd. ISSN: 1176-8010

**Stylists:** Gem Adams, Kate Alexander, Amber Armitage, Greer Clayton, Megan Harrison-Turner, Claudia Kozub, Vanessa Nouwens, Leigh Stockton, LeeAnn Yare.

**Photographers:** Bryce Carleton, Kylie Currie, Wendy Fenwick, Sam Hartnett, Melanie Jenkins, The Picture Garden, Sally Tagg, John Worsfold.

## *those shifting trends...*

Any decorating trend doesn't occupy a moment, a month or even a year in time.

We get used to seeing fashion trends come and go with the seasons – it's fitted jeans this year, and loose the next – but with our homes, the process of change and fashion is a gentler transition. This may be because many of us have a personal home style that acts as the backdrop to newer items and accessories that may stay for a while... then be replaced. It's also because swapping out our entire interior each year would not only be expensive, but exhausting, and somewhat disconcerting.

So while this is our second Decorating and Colour Trends guide, following the inaugural issue late last year, you'll see that there is a shift in looks rather than a full-on change-out.

Trends often reflect the times in which we live. When the world seems a mad, bad place or we feel sensory overload from our busy bright lives, we seek safe, nurturing spaces at home. Or if the world seems an exciting smorgasbord of new places to discover, we bring home the colours and flavours of our travels.

So read on, and see what elements are coming into homes and what has influenced those choices.

Happy decorating!

*The Resene and habitat teams*



Resene  
Coast

### key colours and influences in the year ahead

- Muted, misty tones to create *sanctuary and calm*
- *Cocooning darks* give respite from a colourful, hectic world
- Hits of *citrus* will refresh us
- *Global* and ethnic styles assuage our wanderlust
- Trusty *browns* and wood *stains* keep us in touch with nature
- *Neutrals* will help our interiors adapt in a shared world
- Bold, *jewel* tones bring a bit of luxe
- *Pattern* will expand our sensory horizons
- Bespoke and *handmade* elements will let individuality shine



Resene  
Atlas



Resene  
ASAP



Resene  
Quarter Titania



Resene  
Desperado



# misty and muted

Seek sanctuary with hushed tones.





**Soft and simple**, these sanctuary colours create a hushed environment to retreat to, and to embark on mindful living. Somewhere we can recharge our emotional and physical batteries after being constantly bombarded by technology, social media and fast-paced graphics.

This is the Scandi look of recent years, but in a slightly stronger way. The colours are still soft but where there might have been just pale grey and cool white, there are now a range of soft muddled pastels. Weathered, aged surfaces feed our souls with nostalgia.

Possessions are restricted to only those we love, which are purposeful and beautiful as we shift our clutter online and into the cloud.

Colours are warm greys, weathered pinks, ochres, dusty greens, washed blues and aged translucent creams.

-  Resene Rascal
-  Resene Half Biscotti
-  Resene Gumboot
-  Resene Spanish White
-  Resene Dusted Blue

-  Resene Wafer
-  Resene Quill Grey
-  Resene Sour Dough
-  Resene Half Sandspit Brown



**Left:** Muted pink walls in Resene Rascal with smokey soft accents in Resene Half Biscotti (shelves), Resene Gumboot (tray and sideboard), Resene Spanish White and Resene Dusted Blue (tables), Resene Wafer (bowl), Resene Quill Grey (tall vase) and Resene Sour Dough (bowl). The floor is Resene Half Sandspit Brown.

**Above:** Walls in Resene Half Duck Egg Blue and a floor in Resene Inside Back are accented with khaki greens like Resene Passport (shelves) and Resene Half Evolution (basket planter).



**Above:** Skirting boards and ceiling roses in Resene Quarter Black White and Resene Alabaster create ornate panels on a Resene Merino wall, showcasing the Ascend range of fabrics by James Dunlop Textiles.

**Right:** A panelled wall in Resene Silver Chalice.

**Far right:** A Resene Silver Chalice bedroom.



*Textured walls are part of the look,  
from rustic tongue-and-groove  
panels to more sophisticated  
board-and-batten*



Resene Quarter  
Atmosphere

Resene Martini

Resene Quarter  
Baltic Sea

Resene Terrain

Resene Quarter Atmosphere is a stony off-white, airy and aqueous. Try it with blushed taupes, faded blacks or earthy greens such as Resene Martini, Resene Quarter Baltic Sea or Resene Terrain.



Resene Lynch is a smoky blue, good with deep yellows, greyed whites or stormy blues such as Resene Good As Gold, Resene Double House White or Resene Coast.

Resene Quarter  
Black White

Resene  
Merino

Resene  
Alabaster

Resene  
Silver Chalice

# citrus squeeze

Juiced up interiors with shots of citrus.

-  Resene  
Headlights
-  Resene  
Secrets
-  Resene  
Half Evoution



**Rejuvenating and invigorating**, the colours of the fruit bowl are being splashed around our homes. These strong tones also tap into a trend inspired by electro digital colours – intense, high octane colours that come at us in advertising and over the wi-fi waves.

While we'll be seeing accents of lemon and ochre everywhere, we will also be flirting with orange, tangerine and lime. These colours have a zesty appeal that can be used in any room, from the kitchen to the kids' bedrooms. They are irrepressibly positive and bring an optimistic and uplifting vibe. Like a squeeze of lemon on your favourite dish, only a small dash is needed to bring a scheme to life. These colours suit our strong light quality and can be muted slightly to cross the seasonal divide.







**Far left:** An acid yellow floor in Resene Headlights makes this room shine. The walls are Resene Secrets with a Resene Half Evolution stripe. The sideboard drawers and vase are also Resene Secrets.

**Left:** A striking strip of Resene Clockwork Orange is used to tie the kitchen and the outdoor barbecue space of this home renovated by Ardmore Architects. The white used is Resene Sea Fog.

**Right:** A wall in Resene Energy Yellow is used to showcase the Malaga range of fabrics from James Dunlop Textiles.



-  Resene Clockwork Orange
-  Resene Sea Fog
-  Resene Energy Yellow

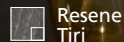


-  Resene Bird Flower
-  Resene Fountain Blue
-  Resene Blue Lagoon

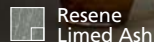
Resene Citrus is an acidic lime green. Try it with tropical yellows, water blues and intense teals such as Resene Bird Flower, Resene Fountain Blue and Resene Blue Lagoon.

# nature baby

Ground yourself in this hurly burly world.



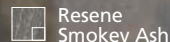
Resene  
Tiri




Resene  
Limed Ash



Resene  
Bleached Riverstone



Resene  
Smokey Ash



Resene Colorwood  
Greywash

**As we look** for authenticity in a world where we feel pressured into quickly casting off one trend in favour of another, we are choosing to wrap ourselves in grounded tones, soothing textural finishes, timbers stained to bring out the beauty in the grain, and dusky greens. We are creating simplified interiors with a more rustic, homely feel. They feel honest and true.

Try deep golds, rusty browns, soothing terracotta and warm creams layered with texture, stained timber, plants and artisan products. Tactile fabrics like chunky handmade knits, woven lampshades, baskets and knobby rugs soothe us while we take the journey back to nature.



**Far left:** A wall panelled in timber stained in Resene Colorwood: Resene Tiri, Resene Limed Ash, Resene Bleached Riverstone, Resene Smokey Ash and Resene Colorwood Greywash. The side table is Resene Colorwood Tiri.

**Left:** Go contemporary country and cosy with walls in Resene Road Trip, floor in Resene Colorwood Bark wood stain, a fireplace in Resene Dark Side, magazine rack ladder, basket and picture frame in Resene Truffle, tall vase in Resene Gumboot, side table in Resene Gumboot and decorative logs in Resene Calibre, Resene Castaway, Resene Entourage and Resene Alpaca.

**Bottom left:** A kitchen designed by Sarah Burrows uses a wheaten Resene Haystack wall to complement rather than clash with the plywood cabinets, which are protected with Resene Aquaclear. The right-hand wall is Resene Half Villa White.



- Resene Road Trip
  - Resene Dark Side
  - Resene Truffle
  - Resene Castaway
  - Resene Gumboot
  - Resene Half Villa White
- Resene Calibre
  - Resene Entourage
  - Resene Alpaca
  - Resene Colorwood Bark
  - Resene Haystack





- |   |  |  |   |
|---|--|--|---|
|  Resene Calibre   |  Resene Delta     |  Resene New Demin Blue    |  Resene Rascal |
|  Resene Wan White |  Resene Dark Side |  Resene Colorwood Meranti |  Resene Toffee |

**Above:** An earthy, tranquil bedroom with walls in Resene Calibre and floor in Resene Wan White. This bedhead is stained in Resene Colorwood Meranti, with a bench seat in Resene Toffee, rope side table and ladder in Resene New Demin Blue, the other side table in Resene Delta, the vase in Resene Dark Side and the basket in Resene Rascal.



Resene Desperado is a gingery brown, with a wild edge. Try it with dry olives, deep blacks or dark greens such as Resene Half Evolution, Resene All Black or Resene Karaka.



Resene Miso is a salty soya bean green. Try it with swamp browns, henna oxides or dusky khaki such as Resene Half Lignite, Resene Stetson or Resene Cobblestone.

*did you know...*

that Resene wood stains are available in handy testpots for trying out or using on smaller projects? Use Resene Colorwood wood stain for interior projects and Resene Waterborne Woodsman for exterior projects.





# *cocooned*

Retreat to your safe haven with dark tones.

**Deep light-absorbing** colours offer cave-like cocoons to hide in when the world gets too scary. Being constantly bombarded by technology, negative world events, non-stop barrages of advertising using fast-paced graphics and constant social media input can be exhausting.

Creating places of introspection and security, these deep charcoals, moody blues and dense greens ground us but also inject a sense of daring at using such bold tones. It's safe but not predictable. These colours are soulful and intimate yet bring a hint of drama without resorting to the intensity and rigidity of black.



*They're the new black - cocooning greys, swamp greens and dark stormy blues*



**Previous page:** Fall asleep with walls, skirting, shelf and brackets in Resene Nocturnal, a side table in Resene Organic and pots, vases and tealight holder in Resene Paddock, Resene Seaweed, Resene Passport and Resene Ciderhouse.

**Right:** Licorice walls in Resene Ruck N Maul make a stunning backdrop for stained wine crate shelves (in Resene Colorwood Uluru, Resene Nutmeg, Resene Driftwood, Resene Limed Gum and Resene Walnut) and a lambs wool chair. The cork tile floor is also stained in Resene Colorwood Walnut wood stain.

- Resene Nocturnal
- Resene Passport
- Resene Organic
- Resene Ciderhouse
- Resene Paddock
- Resene Seaweed





**Far left top:** All encompassing, Resene Avalanche is used not only on the walls but on the window frame, in a house designed by hungerford+edmunds architects.

**Left:** Retreat to a reading corner with walls in Resene Shadowy Blue and Resene Sandspit Brown and floor in Resene Powder Blue. Complements of Remix magazine.

-  Resene Avalanche
-  Resene Shadowy Blue
-  Resene Powder Blue
-  Resene Sandspit Brown
-  Resene Ruck N Maul
-  Resene Uluru
-  Resene Nutmeg
-  Resene Driftwood
-  Resene Limed Gum
-  Resene Walnut



# *jewel tones*

Indulge in rich gem-like shades.









**Face the world** with confidence and energy by indulging in bold, rich tones. Inspired by gemstones and borrowing their glamorous appeal, there is amethyst, sapphire, emerald, ruby and more. Pair them with burnished metals for an edgy luxe glamour, or less-than-perfect antiques for a shabby chic vibe.

Up-lifting and sometimes playful, these colours are also powerful and sensual. Combined with rich plush textiles like velvet and matched with glossy dark timber they create a sophisticated ambiance that rocks the senses.

These saturated colours echo with heritage and tradition to help us make sense of an increasingly digital world. Embellishment is on the way back, as a rebellion to overly earnest, monkish interiors.

**Left:** Immersed in amethyst with walls and a shelf in Resene Couture, floor and an old oil can in Resene Pioneer Red, side table in Resene Stetson, bookends in Resene Ringo, candlestick in Resene Entourage and plant pot and corbel in Resene Dawn Chorus.

- |  |  |
|--|--|
|  Resene<br>Couture     |  Resene<br>Ringo        |
|  Resene<br>Pioneer Red |  Resene<br>Entourage    |
|  Resene<br>Stetson    |  Resene<br>Dawn Chorus |



**Left:** Colour-blocking in style with a wall in Resene Atlas and Resene Zinzan, and fireplace mantel in Resene Avenger. The floor is Resene Colorwood Greywash.

**Below:** A jade green wall in Resene Kaitoke Green, in a house designed by Lick Light + Colour.

- |   |  |
|---|--|
|  Resene<br>Kaitoke Green |  Resene<br>Avenger            |
|  Resene<br>Atlas         |  Resene Colorwood<br>Greywash |
|  Resene<br>Zinzan        |  |





Resene Atlas

Resene Alabaster

Resene Ayers Rock

Resene Woodsman Iroko

Resene Rascal

Resene Celebrate

**Above:** Take your jewel colours outdoors with a Resene Atlas exterior, a deck in Resene Iroko wood stain, a chair, bench seat and planter in Resene Alabaster, and pots in Resene Rascal, Resene Ayers Rock and Resene Celebrate.



Resene Discover

Resene Fresh

Resene Blackout

Resene Smashing is a provocative ruby red. Try it with sea blues, pastel chartreuses or carbon browns such as Resene Discover, Resene Fresh or Resene Blackout.



Resene Double Resolution Blue is a determined sapphire blue. Try it with summer greens, bold oranges or cool whites such as Resene Freelance, Resene Clockwork Orange or Resene Half Black White.

*Strong colour loves company. Pair rich tones with other bold choices, as well as dramatic accessories and furniture*

# wanderlust

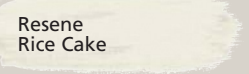
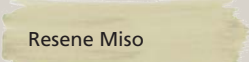
Travel the world... at home.



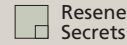
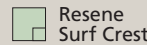




**Above:** Give your living a twist of contemporary Moroccan with walls in Resene Quarter Truffle, a daybed in Resene Monkey, lantern lights in Resene Half Thorndon Cream, planters and a coffee table in Resene Always (top) and Resene Balance (base). The floorboards are Resene Colorwood Greywash.



Resene Unwind is a relaxed and watery sea green. Try it with yellowed neutrals, stark blues and sharp yellow whites like Resene Miso, Resene Coast and Resene Rice Cake.



Resene Woodsman Treehouse

Resene Coffee Bean

Resene Tana



**Seeking cultural connection** and a change in routine from the hum-drum of everyday life, this look is all about escapism. Even if we can't physically roam, our minds certainly can, gathering up the casual vibes of far-flung places as we dream of adventure.

Cultural touchpoints and nomadic sensibilities are reflected in ethnic prints, artisan crafts, tropical motifs and indigenous art as well as spicy colours, spring greens, plummy browns and sea blues. It's off-beat and bohemian, certainly not matchy matchy.




Open your home and heart to travellers from off-shore, share good food and friendly eclectic spaces, and learn of new places to explore and communities to enjoy.

**Page 17:** A tropical-inspired escape with walls in Resene Half Opal, a chair in Resene Surf Crest, and side tables in Resene Half Cut Glass, Resene Secrets and Resene Kandinsky.

**Right:** A Balinese-style garden by designer Ron Dykman with a house exterior in Resene Coyote, pergola in Resene Treehouse wood stain and trims in Resene Coffee Bean.

**Left:** A tropical courtyard with a wall textured with Resene Resitex tinted to Resene Tana, and Resene Sandtex tinted to Resene Merino. The decking is painted Resene Double Sea Fog, the far wall is Resene Karaka and the pots are in Resene ASAP, Resene Citron and Resene Hideaway.

-  Resene Merino
-  Resene Double Sea Fog
-  Resene Karaka

-  Resene ASAP
-  Resene Citron
-  Resene Hideaway



Resene Koru is an invigorating green. Try it with aged pale yellows, intense teals and rich browns like Resene First Light, Resene Blue Lagoon and Resene Felix.

# spaces defined

Let colour be the cue for  
space definition.



**As we seek** a life of multiple purpose, our spaces and possessions need to do the same. A living space includes a study, a dining area and a reading nook. A bedroom morphs into living or study. Or becomes a retreat in which to watch streamed media.

We divide spaces into zones where we decorate to share with guests as well as creating very personal areas that are for us alone. We seek separation and function at the same time as we seek togetherness and mutable purpose. And as our homes shrink, our spaces grow in use.

Colour defines space in new ways. It visually anchors a desk top or bed to the wall, makes a dining space distinctive, or defines an entry.

Half-painted walls, two feature walls not one, a tone change of colour... it's all possible with paint.

- |  |                           |   |                     |
|--|---------------------------|---|---------------------|
|  | Resene Sea Fog            |  | Resene Nero         |
|  | Resene Half Chateau Grey  |  | Resene Organic      |
|  | Resene Steam Roller       |  | Resene Grass Hopper |
|  | Resene Colorwood Greywash |   |                     |

**Left:** A change in wall colour – Resene Sea Fog and Resene Half Chateau Grey – and a shelving unit in Resene Steam Roller are used to divide this bedroom and living space. The floor is Resene Colorwood Greywash, the chair and plant stand are Resene Nero, the top pot is Resene Organic and the vase and cactus are Resene Grass Hopper.

## top tip

Use high contrast to exaggerate the boundaries between spaces – use light with dark, and let colours happily clash.














- |   |                         |
|---|-------------------------|
|  | Resene ASAP             |
|  | Resene Dusted Blue      |
|  | Resene Seachange        |
|  | Resene True Blue        |
|  | Resene Whirlwind        |
|  | Resene Alabaster        |
|  | Resene Colorwood Walnut |

**Left:** A sharp green lower wall in Resene ASAP anchors the desk and defines a study space. The upper wall is in Resene Dusted Blue, the filing cabinet is in Resene Seachange, the trestle legs and a shelf crate are Resene True Blue, the plywood desk top is finished in Resene Aquaclear, a shelf crate and rubbish bin basket are Resene Whirlwind, the chair is Resene Alabaster and the floor is Resene Colorwood Walnut wood stain.











**Above:** Complementary colours red and green give energy to this living space. Which is the feature wall? You decide. The walls are Resene Salsa and Resene Unwind, the floor is Resene Chalk Dust, the tray is Resene Poppy and the sideboard is Resene Dawn Chorus. The Amber Armitage pots are in Resene Black White, Resene Paper Doll and Resene New York Pink, and the Amber Armitage artwork is in Resene Unwind, Resene Poppy, Resene Whirlwind, Resene Coast, Resene Dawn Chorus and Resene Sazerac.

- |   |  |   |  |
|---|--|---|--|
|  Resene Unwind        |  Resene Paper Doll    |  Resene Dawn Chorus  |  Resene Poppy     |
|  Resene Salsa         |  Resene New York Pink |  Resene Sazerac      |  Resene Whirlwind |
|  Resene Black White |  Resene Coast       |  Resene Chalk Dust |  |

**Below:** Define an entrance way or hall not in a different colour, but by adding a tonal colour to create a mock dado. This living room wall is Resene Zinzan, while the hall is in Resene Biscay (bottom) and Resene Half Dusted Blue (top). The floor is painted in Resene Chalk Dust, the hall table is Resene Biscay, the wooden hooks and bowl are Resene Frozen, the pot and coffee table are Resene Bunting and the cabinet doors are Resene Breathless.



- |   |   |   |
|---|---|---|
|  Resene Zinzan |  Resene Half Dusted Blue |  Resene Bunting    |
|  Resene Biscay |  Resene Frozen           |  Resene Breathless |





# adaptable neutrals

The need for versatility in a shared world.

-  Resene Quarter Rice Cake
-  Resene Armadillo










**Previous page:** A contemporary interior by Nobbs Radford Architects using Resene Quarter Rice Cake and Resene Armadillo.

**Right:** Neutrals come into their own on exterior schemes with Resene Masala, Resene Half Taupe Grey and Resene Fuscous Grey on this house designed by hungerford+edmunds architects.

**Below:** Black and white are a classic combination. This is Resene Alabaster and Resene Colorwood Pitch Black stained walls, with accessories in Resene Delta, Resene Quarter Delta, Resene All Black and Resene Kensington Grey.



-  Resene Colorwood Pitch Black
-  Resene Quarter Delta
-  Resene Delta
-  Resene Kensington Grey
-  Resene Alabaster
-  Resene Tasman
-  Resene Eighth Rice Cake



**Not all tastes** are created equal. Not everyone likes the same style of interiors but in an increasingly shared world, we need to find common ground. The easiness and versatility of neutral colours is the answer. Whether it's a chalky white, serious grey, toasty beige or inky black, the many neutral paint colours provide an adaptable backdrop for the demands and tastes of many.

As a pliable element in any scheme, neutrals allow you to be free with your other colours choices and your home's style direction. Let each member of your household add their own touches against a neutral and forgiving palette. It's freedom for all.


-  Resene Half Taupe Grey
-  Resene Fuscous Grey
-  Resene Masala
-  Resene Sea Fog
-  Resene Gumboot

**Right:** A bedroom with walls and roughly painted chipboard headboard in Resene Sea Fog, and a floor in Resene Gumboot. Complements of Homestyle magazine.

**Far right:** Resene neutrals are wide ranging, like this Resene Tasman with its hint of dusky green, teamed with ceilings in Resene Eighth Rice Cake. Designed by Emma Morris Architecture.



Try Resene versatile mid greys – Resene Half Grey Chateau, Resene Half Raven, Resene Triple White Pointer. Or favourite whites, from cool to warm – Resene Alabaster, Resene Sea Fog, Resene Quarter Spanish White.



*check out the Resene Whites & Neutrals collection for the most popular Resene neutrals to get you started*



# hands on

Discover your creative side; personalise your interiors.



**As we rebel** against a culture of mass-production, we yearn for personalised spaces that have meaning. We want to connect with our environment, to be hands-on and say "I did it my way." Original and often off-beat injections of artistic expression serve to counteract the passive, soulless consumption all around us.








Our homes are our happy place, a place where we can just be ourselves, and indulge in new experiences. Something we can re-invent whenever we want.










Now we can turn decorating into a personal journey of self-expression – painting a pattern on a wall, upcycling old furniture, painting pots, knitting a throw or crafting a cushion. We're rediscovering our creative sides.

The pace of change and bombardment of trends has helped (not hindered) this flowering of individual expression. The confusion of ideas makes us stop and think about what we really want and love.

**Left:** The new ombre is this subtle cloud-effect wall created by using a colourwash technique with Resene Half Raven, Resene Grey Chateau, Resene Double Concrete and Resene Half Concrete. The tall vase is Resene All Black, the narrow vase is Resene Celebrate and the bowl is Resene Aloha.

**Right:** Surprisingly easy, this cool artwork was created by randomly painting on Resene Rumour Has It, Resene Desperado, Resene Dawn Chorus, Resene Popcorn and Resene Dusted Blue, then masking a grid over the top and painting the entire wall in Resene Quarter Spanish White. Remove the tape to reveal your personalised artwork. The door is Resene Tussock, the vintage ladder is Resene Taupe Grey and the vase is Resene Hot Toddy.

 Resene Half Raven	 Resene Double Concrete	 Resene Celebrate
 Resene Grey Chateau	 Resene All Black	 Resene Aloha
 Resene Half Concrete		








 Resene Rumour Has It	 Resene Popcorn	 Resene Tussock
 Resene Desperado	 Resene Dusted Blue	 Resene Taupe Grey
 Resene Dawn Chorus	 Resene Quarter Spanish White	 Resene Hot Toddy



**Below:** Paint freehand metallic links on a Resene Tangaroa wall in Resene Copper Fire.

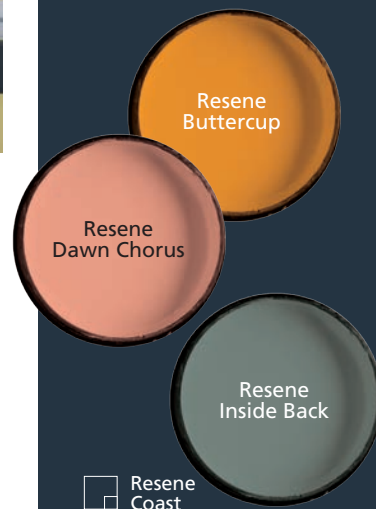


**Above:** This paint effect was achieved by simply layering stripes of paint, applied with a small sponge roller, onto the wall using a background of Resene Breathless, with Resene Escape, Resene Galliano, Resene Papier Mache, Resene Sandbar and Resene Coast. The side table is in Resene Coast, the short vase is Resene Good As Gold, the tall vase is Resene Dark Side and the floor is Resene Sandbar.

- |   |   |  |
|---|---|--|
|  Resene Breathless |  Resene Papier Mache |  Resene Dark Side    |
|  Resene Escape     |  Resene Sandbar      |  Resene Gold As Gold |
|  Resene Galliano |   |  |











## *just one testpot...*

It only takes a Resene testpot or two to kickstart a creative project. Build your confidence by starting small then add some more testpots or pots of paint to your collection and move onto bigger endeavours like feature walls. Check the latest fashion fandeck for on-trend colours to try for your next project.







-  Resene Half Opal
-  Resene Soft Apple
-  Resene Sisal
-  Resene Parchment
-  Resene Caper
-  Resene Pale Leaf
-  Resene Soft Apple
-  Resene Moon Glow
-  Resene Colorwood Greywash
-  Resene Tangaroa
-  Resene Copper Fire
-  Resene Turbo



**Left:** A quick and easy mural made of 'cross-stitch' paint strokes. The wall is painted in Resene Half Opal, the bedside table is Resene Soft Apple and the cross-stitch colours are Resene Sisal, Resene Parchment, Resene Caper, Resene Pale Leaf, Resene Soft Apple and Resene Moon Glow. The floor is Resene Colorwood Greywash.

**Above:** A dramatic swirl of Resene Turbo sweeps up the wall of this fun living space. The wall is in Resene Tangaroa, and the floor is Resene Colorwood Greywash.



# the unexpected

Make a statement with surprise elements.



-  Resene Red Berry
-  Resene Daredevil
-  Resene Colour Me Pink
-  Resene Maestro
-  Resene Silver Aluminium

**Why have what** everyone else has? Do you yearn for a little spice in your life, a little sizzle in your scheme? Be a bit subversive. Delight and surprise yourself and your visitors with an unexpected use of colour, a splash of bright or bold here and there, or a graphic over-the-top wallpaper. Make a statement, be unique. Go on, you know you want to.


---

**Left:** Pink and orange in a kitchen? Why not. This is Resene Daredevil and Resene Colour Me Pink in a home designed by Neil Fenwick Architects. The far wall is Resene Maestro.

**Above:** Rather than classic white, an ornate plaster ceiling is painted in Resene Silver Aluminium metallic.

**Right:** Resene Red Berry peeks out from the eaves of this house designed by Cameron Driver of Maximarc.

*Keep proportions of bright colour in control. Go for 10 percent presence so you add delight but don't overdo it*






# the details

Accent colours go rich and dense.



**Paint colour isn't** only about large expanses of wall. Today's interiors layer colours and accents for rich effect – a hit of yellow here, a shot of bitter green there. With just one testpot of Resene colour, you can be accent-happy and change the look of a room with painted accessories for just a few dollars.

Accent colours are often assumed to be bold and bright but the current bias is towards accent colours that are dense and rich, whether it's saturated jewel tones or earthy colours with a sharp edge.

-  Resene Rascal
-  Resene Gumboot
-  Resene Quill Grey
-  Resene Good as Gold
-  Resene Hot Toddy
-  Resene Wafer
-  Resene Aloha
-  Resene Celebrate
-  Resene Sambuca
-  Resene Ruby Tuesday



**Far left:** Greys and ochres against dusky Resene Rascal walls. The sideboard is in Resene Gumboot, the vases are Resene Good As Gold, Resene Quill Grey and Resene Hot Toddy and the bowl is Resene Wafer.

**Left:** Accents of orange with peg stools in Resene Aloha and Resene Celebrate. The table is Resene Sambuca and the cane tray is Resene Ruby Tuesday.



**Above:** Black and white are classic accents to use with just about any colour, or as a team. Coffee tables in Resene Delta and Resene Half Delta and floor in Resene Colorwood Pitch Black wood stain.

**Below:** Side table and pot in Resene Organic, tall vase in Resene Seaweed, short vase in Resene Paddock, tealight in Resene Ciderhouse and wall in Resene Nocturnal.



## Check out these fashion colours to try as painted accents











Go for intense rich colour...



Or sharp earthy tones...



**Right:** A tray painted in Resene Gumboot, sits on a table treated with Resene FX Crackle. The basecoat is Resene Sambuca and the topcoat is Resene Castaway.

	Resene Delta		Resene Organic		Resene Gumboot
	Resene Pitch Black		Resene Seaweed		Resene Castaway
	Resene Half Delta		Resene Paddock		Resene Sambuca
	Resene Nocturnal		Resene Ciderhouse		







# pattern

Wallpaper brings us unbelievable diversity.





**Wallpaper continues its** march across our walls, bringing pattern, colour and texture to our interiors in often unexpected ways. Bold, oversized patterns, murals and luxury looks tempt us with eye-widening drama.

Faux looks are still strong but in more subtle ways with wallpapers that mimic cork, bark and distressed concrete. Wallpapers often bring a tactile sophistication with embossed surfaces, delicately flocked patterns, and textural finishes.



**Left:** The earthiness of fossilised leaves and the forest floor come with the Loft collection (218451).

**Above left:** Faux looks are subtle. This design from the Passepartout collection (606676) seems to mimic cork.

**Above:** Intense colour for a luxe look from the Reflect collection (378006).

**Right:** Giving neutrals a subtle lift with the Reflect collection (378003 and 378030).

All wallpapers are available from Resene ColorShops.



*how about a Turkish rug for your walls? Yes it's really wallpaper*



**Left:** Get this Turkish rug effect with the Essentials wallpaper collection (218030).  
**Right:** Go all out, bold and bright with the Stripes wallpaper collection (377200). Both wallpapers are available from Resene ColorShops.



## *create your own*

While there is a huge range of wallpaper available from Resene ColorShops, if you can't find exactly what you're after, try a totally bespoke solution with Resene WallPrint. Whether it's a family photo, an art print you like or a graphic you have designed, simply upload a photo and add the dimensions of your wall. The online programme ([www.resene.com/wallprint](http://www.resene.com/wallprint)) will then calculate how much wallpaper you need. You will receive paste-the-wall wallpaper strips cut to size and numbered, so it's super easy to put up.

 Resene  
Freelance

# get decorating

## Try out your favourite colours

Resene testpots are the best way to try out your colour choices. Available at your Resene ColorShop and reseller, or order online at [www.resene.com/testpots](http://www.resene.com/testpots).

Thousands of Resene colours are also available as A4 screenprinted swatches, known as drawdowns. You can order these from the Resene website, [www.resene.com/drawdowns](http://www.resene.com/drawdowns), or browse through the in-store library of swatches at Resene ColorShops and resellers.

## Find your nearest Resene ColorShop or reseller

Simply visit [www.resene.com/colorshops](http://www.resene.com/colorshops) or call 0800 737 363 (NZ) or 1800 738 383 (Australia).

## Find the right paint for your project

See the Resene Recommended paint systems brochure for the right paints to use on your home projects, inside and out. Pick up a free copy at your Resene ColorShop or reseller or view on the Resene website, [www.resene.com/recommendedpaints](http://www.resene.com/recommendedpaints).



 Resene Double  
Sea Fog

## Enjoy Resene cardholder discounts

Sign up for a Resene DIY Card and enjoy discounts on a wide range of products. You can sign up free in-store or online at [www.resene.com/diycard](http://www.resene.com/diycard).



## Need more colour advice?

Try out the free Resene Ask a Colour Expert service at [www.resene.com/colourexpert](http://www.resene.com/colourexpert).

## Need technical advice?

Try out the free Resene Ask a Technical Expert service at [www.resene.com/technicalexpert](http://www.resene.com/technicalexpert).

## Get more inspiration

For gorgeous home projects, themes and more colour ideas, go to [www.habitatbyresene.com](http://www.habitatbyresene.com).

For more paint and decorating ideas, how to projects and videos, visit the Resene website [www.resene.com](http://www.resene.com).

Remember you only get authentic Resene colours when you use Resene tinters in Resene paint bases. Resene decorative tinters with no added VOCs and the true Resene colour formulations are unique and only available from Resene. So make sure you insist on genuine Resene products and tinters for your project.





# Resene

the paint the professionals use

**In Australia:**

[www.resene.com.au](http://www.resene.com.au)

1800 738 383

**In New Zealand:**

[www.resene.co.nz](http://www.resene.co.nz)

0800 RESENE (737 363)



[www.facebook.com/resene](https://www.facebook.com/resene)  
[www.facebook.com/habitatbyresene](https://www.facebook.com/habitatbyresene)



[www.pinterest.com/resene](https://www.pinterest.com/resene)  
[www.pinterest.com/habitatbyresene](https://www.pinterest.com/habitatbyresene)



[www.instagram.com/resenecolour](https://www.instagram.com/resenecolour)  
[www.instagram.com/habitatbyresene](https://www.instagram.com/habitatbyresene)