


habitat

plus



discover
your style

This Habitat plus has been superseded. See www.resene.com/habitatplus for the updated version.

Colour your home with **Resene**
the paint the professionals use



Designers: Pages 10-11: Design Federation (bedroom); Trinity Interior Design (entrance); Appletree Designs (exterior); Du Bois Design (kitchen);. Pages 12-13: Lick Light+Colour (bedroom); Callidus Architects (shelves). Pages 14-15: Designgroup Stapleton Elliott (exterior); ChairSquad (chair); Xsite Architects (bedroom). Pages 16-17: Debbie Abercrombie (child's room). Pages 18-19: Irving Smith Jack Architects (bathroom); Yohm Interiors (kitchen and living); Studio of Progressive Architecture (hall/living); Flourish Garden Concepts (courtyard). Pages 20-21: Pacific Environments (exterior); Architex (exterior/deck); architect Ian Pritchard (living); Visser Design (kitchen); Sayes Studio (dining/stairs). Pages 24-25: Edwards White Architects (exterior); Design Federation

(hall). Pages 26-27: Shear Magic (outdoor room); Salmond Reed Architects (bathroom). Pages 28-29: Hedge Garden Design & Nursery (garden); Studio of Pacific Architecture (kitchen); Twofold Studio (dining/kitchen); Yellowfox (bedroom); Atelier Workshop (hall/bathroom). Pages 30-31: Phorm Architecture + Design (dining); Inhouse Interiors (bathroom); Lick Light+Colour (bedroom).

Photographers: Daniel Allen, Emily Andrews, Jeff Bass, Suellen Boag, Tony Brownjohn, Bryce Carlton, Rossi Gannon, Terry Hann, Mark Harris, Mark Heaslip, Marc Herbulot, Melanie Jenkins, Ashley Mackevicius, Juliet Nicholas, Toaki Okano, Frances Oliver, Maxine Shea, Sally Tagg, Tim Whittaker.

Some products or services may not be offered in your area or country. Please check with your local Resene ColorShop or reseller for availability. Most Resene products can be ordered in on request though lead times and minimum order quantities may apply. Colours are as close as the printing process allows. Always try a Resene testpot or view a physical colour sample before making your final choice.

The contents of *habitat plus* are copyright and may not be reproduced in any form without the written permission of Resene. Opinions expressed in *habitat plus* are not necessarily those of Resene or the publisher Tangible Media. No responsibility is accepted for the authors' suggestions or conclusions, or for any errors or omissions. Copyright 2014 Resene Paints Ltd. ISSN: 1176-8010



welcome

How would you describe your personal decorating style? It's a tricky question for many of us. We might love the look of very architectural clean-lined interiors... but is that really how we live? Or the bright colours of a fun family friendly space might seem a good idea today... but could you live with that sort of visual energy all year round?

There are many influences to how we choose to decorate our homes – the setting in which we live, the style of our house, our age and stage of life, or even the expectation of those around us. While we are all individuals, often we can strongly identify with a particular style, whether that's a timeless look or one that is more fashion-driven.

The aim of this book is to help you pin down your style personality. Try our fun quiz, then check out the 11 style personalities we've created. You may strongly relate to one personality, or feel at home with two or three of them. Many of them have some common elements, both in terms of colour and detailing. So turn the page, and get started on discovering your style personality.

Happy decorating!

The Resene and habitat teams

 Resene
Fountain Blue

 Resene
Eastern Blue

 Resene
Surf Crest

start the journey...

*A holiday snap, summery sandals, a blue vase?
You're probably a Beach Casual.*

Many of us struggle to decide what decorating style we like and want to live with. It's the reason home magazines are so popular as we search for a look that resonates with us, keen to find a like-minded homeowner who has already achieved the look we desire.

But with a bit of confidence and good advice, it's fairly easy to discover your own style, even if it's not the look that's populating the pages of the magazines. It's easy to get swept up in the fashion of the moment but there's no use embracing what's on-trend if it fundamentally doesn't suit your personality. Few of us are chameleons who change our tastes with the wind. Rather, we're more likely to add fashionable accessories that complement our interiors, to keep things fresh and up to date.

Luckily we live in an eclectic world with many influences and a healthy tolerance of individual tastes and styles.

Look at what's around you

Have a look at the sort of clothes you choose to buy, and the colours in which you tend to dress. Can you describe your personal style? Have a look at any accessories, knick-knacks or artworks you have bought.

Take a photo of these things, as well as any inspirational settings or scenes (the beach, mountains, flowers) that strongly appeal to you. Set them out in front of you or on your computer screen and look for common elements

of colour and style. For example, your collection might include colourful summer sandals, a blue glass vase and a snap of your last Pacific Island holiday. Can you guess what type of decorating style you might relate to?

Or you might have a little black dress, an etching from an up-and-coming local artist and a miniature schnauzer. Quite different to the first personality but equally distinctive.

Also take note of your friends' houses. Which ones do you feel instantly at home at, which ones make you uncomfortable? Compare them to your selected photos and you should start to see your style emerge.

Ask yourself...

Are you a casual sort of person who doesn't mind a bit of clutter? Or are you more formal and like a tidy home?

What's your family situation – a family of young kids, one with teens, country lovers with lots of pets, a singleton, or a city-dwelling couple?

What type of house do you live in – character, modern, mid-century suburban, architectural, ex State...?

And did you choose that style of house or were your choices limited by the area in which you wanted to live?

And is your stage of life temporary? Being knee-deep in kids' toys can be rough for someone who craves a more

minimalist and ordered environment. Don't despair, there are ways of coping while you transition this stage.

Start with colour

There are many elements to house interior and exterior schemes: furniture, soft furnishings like curtains, rugs and cushions, flooring, lighting and accessories. But one of the most dominant features – simply because it covers the larger surfaces of your home, being the walls and ceilings – is colour.

Being knee-deep in kids' toys can be rough for someone who craves an ordered environment

If you figure out what colours you like with ease and confidence, then you're more than half way to deciding your style personality. It's easy to opt for off-white or beige as a fall-back. While there are many beautiful and useful white and neutral colours in the Resene collections, make them a considered choice rather than be driven by a fear of getting it wrong with a bolder colour.

Focusing on the colours that are dominant to your style personality when developing a room scheme can help you put together interiors that feel right quickly and easily.



Resene
Thorndon
Cream



Resene
Allports



Resene
Wan White



Without these 'comfort' colours you may always feel a little out of touch, detached or dissatisfied as your personality works hard to try to find things in the environment that resonate with your preferences. Even introducing a few elements of your style personality into a room can make it feel instantly welcoming.

Living with others

Of course, few of us are purely one style personality and many of us have to consider the other personalities in our household. If you agree readily on the same colours and decorating looks as your spouse or kids, you will generally share a common style personality. But what if you can't agree on anything? Don't despair! Accommodating the personalities of different family members is easy:

- Allocate each family member a favourite room and let them select furnishings and colours for that space that suit their colour and style personality. That way in at least one part of the house they will feel truly at home. Bedrooms are ideal for this.
- To incorporate the tastes of other family members accessorise the room with one item from each family member's dominant style personality.
- Style personalities do overlap. Look for the common ground and use that as the basis for your colour scheme. For example, there are common elements between those who like a Beach Casual look and those who love Country Rustic interiors. Likewise, there can be overlap between Eco Warrior homeowners, and those who love a clean Architectural aesthetic.

With your colours in hand, and ideas from the following pages, you can now go shopping:

Once you have refined your Resene paint colour choices, take the Resene paint charts with you when you're shopping for furnishings, accessories and furniture. Or, paint your colours onto a Resene stirring stick, or individual ice-block sticks for handy reference.

Buy some testpots and paint up A2 pieces of card to test out at home, or order A4 swatches from Resene.

Once you have chosen some of your interior elements, compile a swatch board with bits of tile, flooring, fabric, carpet, paint colour etc so you can see the components come together as a collection. Try to represent the individual elements in the same proportion as they will appear in the room, ie the curtain fabric swatch will be larger than the one you have chosen for the cushions, and a paint colour or wallpaper for a feature wall will be smaller than the main wall colour.

Visit the www.habitatbyresene.com website and register for a Lookbook. Search the site and collect the photographs and colours you like. Also, find photographs you don't like – sometimes identifying what you don't like is easier and helps you pinpoint what style you're definitely not.

Take advantage of the services available from Resene: paint charts and cards, colour consultancies, testpots, drawdowns, wallpaper samples, the in-store colour library of thousands of large A4 swatches, Resene Colour View project slides, as well as copies of *Habitat* magazine and the *Habitat Plus* booklets.





discover your style personality

Take our quick quiz to help determine your style personality then turn the pages for colours and ideas to inspire you.

1. Where would you most like to live?

- A:** In a comfortable suburb near good amenities
- B:** In a castle
- C:** In an up-and-coming suburb
- D:** A Hansel and Gretel cottage
- E:** In a converted warehouse or loft apartment in the city
- F:** In an architecturally designed house
- G:** On a large rambling section with a big vege garden
- H:** By the sea
- I:** I don't want to commit to where I would live
- J:** In a rammed earth home
- K:** Hollywood

2. Which type of food do you like to eat?

- A:** I don't eat
- B:** Hearty stew and mashed spud
- C:** Something trendy
- D:** A picnic
- E:** Gastro-pub food
- F:** Something stylish from the latest food magazine
- G:** Cheeses with crusty bread
- H:** Barbecue food
- I:** Tapas or a good curry
- J:** Vegan or vegetarian food
- K:** 5-star hotel fare

Resene
 Black White

Resene
Corn Field

Resene
Optimist

Resene
Coral

3. Which colours appeal most?

- A: Any shade of beige or cream will do
- B: Colours of the realm: red, green and gold
- C: Pops of bold, happy colour
- D: Soft gelato shades
- E: Grey and more grey
- F: White and black
- G: Dreamy shades of egg-shell blue
- H: Oceanic blues and greens
- I: Spicy exotic colours
- J: Timber's a colour, right?
- K: Jewel tones (as well as the real thing)

Resene
Gordons
Green

Resene
Chalky

Resene
Chelsea
Cucumber

Resene
Zappo

 Resene
Pale Leaf

4. Your drink of choice?

- A: Crisp white wine
- B: Red wine
- C: Gin and tonic, or a designer cordial
- D: A cup of tea
- E: Neat scotch
- F: An espresso
- G: Apple cider
- H: A lager
- I: A yoghurt lassi
- J: A kale smoothie; the greener the better
- K: A cocktail: the more umbrellas the merrier

 Resene
Escape





discover
your style personality

5. What home accessories and furnishings would you choose?

- A:** Anything as long as it's tasteful
- B:** Large oil artworks and chunky sofas

C: Eames chairs and George Nelson lights

D: Old china and jars of fresh-picked flowers

E: Galvanised metal bar stools

F: Not a lot – less is best


G: An old oak table and sideboard

H: A long-board on the wall and wicker chairs


I: Holiday snaps and comfy floor cushions

J: An arrangement of mossy twigs and flax flowers

K: Anything shiny



Resene
 Rum Swizzle



6. Which fabric or material appeals most?

A: Fine-woven linen

B: Plaid or florals

C: An Orla Keily print

D: Gingham and vintage fabrics

E: Rough hemp

F: Crisp cotton

G: Mattress ticking

H: Sheers and canvas

I: An ikat print

J: Recycled tea sacks

K: Silk and velvet



 Resene Half
White Pointer

7. What is your ideal pet?


- A: Siamese cat
- B: Hunting dog
- C: Parrot
- D: A kitten
- E: A great dane
- F: Cornish Rex (bald) cat or a griffin dog
- G: Rooster
- H: Labrador
- I: Goldfish
- J: A pound pup or chickens
- K: Lap dog

8. Which best describes you?

- A: Serene
- B: Careful
- C: Unique
- D: Feminine
- E: Masculine
- F: Ordered
- G: Relaxed
- H: Casual
- I: Adventurous
- J: Concerned
- K: Glamorous



The results

 Resene
Triple Mondo

Mostly As, you're a Classic Chic
Mostly Bs, you're a Traditionalist
Mostly Cs, you're an Arty Retro
Mostly Ds, you're a Pretty Vintage
Mostly Es, you're an Industrial Urban
Mostly Fs, you're an Architectural
Mostly Gs, you're a Country Rustic
Mostly Hs, you're a Beach Casual
Mostly Is, you're a Global Traveller
Mostly Js, you're an Eco Warrior
Mostly Ks, you're a Glamazon

Turn the page to find out more about our style personalities. You may find you fit with more than one of them, as there are some common elements. For example, if you like the gritty honesty of the Industrial Urban personality, you may also be just at home with the earthiness of the Country Rustic.

There are also deviations within each personality, for example, you may identify as Classic Chic but be more in tune with a Parisian apartment look. Or you may be a Classic Chic who likes a restrained New Nordic style.




classic chic

This personality loves a neutral palette and an often restrained, tightly composed approach. It's all about balance and harmony. Even when using quite a few accessories and pieces of furniture, the limited number of colours used will make the space appear elegant and restful. It's a look that can be extremely detailed without being overly attention-grabbing, and which uses a high proportion of natural materials such as linen, cotton, stone, marble and timber. A current look that fits this personality is 'New Nordic' or 'Scandi' with its white walls, black accents, pale timbers and natural materials.


Colours to try: Resene Bastille, Resene Quarter Alabaster, Resene Rice Cake, Resene Truffle, Resene Half Tea.

You may also feel at home as a Traditionalist or a Glamazon.

Left: Resene Quarter Fuscous Grey bedroom. **Opposite, clockwise from top left:** Resene Half Pearl Lusta bathroom; Walltrends III wallpaper code 46520; Resene Blanc walls with Resene Triple Milestone above fridge and Resene Quarter Pearl Lusta cabinets; Resene Half Tea entrance; Resene Blackjack and Resene Black White exterior; Resene Quarter Alabaster walls and Resene Blackboard Paint cabinet.

 Resene
Quarter Alabaster



Resene
Half Tea 

Resene
Bastille

Resene
Rice Cake

Resene
Truffle





traditionalist

A comfortable and familiar look with a sense of order and soothing muted colours under-pins the Traditionalist personality. Antique furniture, floral prints and oriental rugs sit beside pale gold walls, wine-coloured accents, big bookcases, mantelled fireplaces and traditional damask-patterned wallpapers. You'll love collections. As a Traditionalist, you may like the lighter look of pretty summery colours and over-blown florals, rather than the more sober old English feel with timber panelling and plaid fabrics. Being a Traditionalist doesn't mean you're outdated. The dignified predictability of this style makes it perfect for those who want their home to be a true haven.

Colours to try: Resene Rob Roy, Resene Claret, Resene True Blue, Resene Oilskin, Resene Villa White, Resene Highland, Resene Alpine.

You may also feel at home as a Classic Chic, a Glamazon or an Industrial Urban.

Clockwise, far left top: Resene Cliffhanger bedroom; Resene Double Thorndon Cream hallway with Resene Half Thorndon Cream trims; Resene Raspberry dining room; Resene Scandal living room with Resene Norway trims; Resene Prussian Blue bookcase; Resene Triple Arrowtown walls with Resene Half Parchment frames; Resene Balderdash weatherboards, Resene Alabaster and Resene Pohutukawa trims with Resene Stonewashed deck. **Right:** Resene Tall Poppy wall.

Resene
Oilskin

Resene
Rob Roy

Resene
Villa White



arty retro

Resene
Paris Daisy

Resene
Bahia

Bold colours and a clean yet quirky mid-century aesthetic are what appeal to an Arty Retro. With its mix of 1950s pop art, geometric and stylised patterns, edgy colours, statement lighting and streamlined furniture, this is a young playful look. The bright bold feel of the 1950s and 1960s are key influences to this style and were a backlash to the gloomy war years of the 1940s. Or you may be a bit of a late bloomer and be more at home with a 1970s flower power vibe using Crown Lynn pottery and crocheted rugs alongside earthier colours and chocolate brown accented with orange and yellow.

Colours to try: Resene Sorbus, Resene Kitsch, Resene Bahia, Resene Paris Daisy, Resene Roadster, Resene Blue Night, Resene Mandy.

You may also feel at home as an Architectural, Eco Warrior, Beach Casual or Pretty Vintage.

Clockwise, from top left: Resene Clockwork Orange and Resene Wedgewood exterior details; Retrospective wallpaper; Resene Daredevil living room; Resene Ipanema wall; frieze in Resene Flashback, Resene Spotlight, Resene Free Spirit and Resene Bootleg with walls in Resene Half Alabaster and floor in Resene Calypso; Resene Downy bedroom; Resene Alabaster living area with Resene Fizz pantry door.

Resene
Kitsch



Resene
Sorbus





Resene Mandy

Resene Roadster

Resene Milk Chocolate





Resene
Snowy Mint



Resene
Pattens Blue



Resene
Blue Chalk



pretty vintage

Resene
Cest La Vie

Light, fun, cluttery and cute, this look is highly personalised with a whimsical colour palette of pretty soft pastels. Collections of old china, preserving jars and lace dollies sit atop upcycled dressers and sideboards. Repurposed objects are a feature with old metal funnels upended as candle-holders, tea towels made into cushion covers and old bottles used as vases. Some Pretty Vintage personalities like to brighten their scheme with pops of bold yet clean colours like custard yellows, red, mint green and sky blue while others go for a careworn shabby chic look using faded nostalgic tones of duck egg blue, misty pinks and muted grey greens.

Colours to try: Resene Cest La Vie, Resene Snowy Mint, Resene Pattens Blue, Resene Blue Chalk.

You may also feel at home as a Country Rustic or Arty Retro.

Clockwise from far top: Resene Divine walls, Resene Reservoir table, Resene Melting Moment shelves; bedroom panelled with Resene Mellow Yellow, Resene Soft Apple, Resene Heartbreaker, Resene Oxygen, Resene Pink Lace and Resene Frangipani; Resene Vitra wall; Resene La Luna walls with drawers in Resene Sentimental, Resene Renew and Resene Rapture with Resene Hemisphere floor and Resene Bambina chair; Resene Wax Flower study with clipboards in Resene Sunflower, Resene Japonica, Resene Warhol, Resene Cutty Sark and Resene Tradewind; Camargue wallpaper butterflies on Resene Seachange wall. **Right:** Resene Pot Pourri bedroom.



industrial urban

Resene
Desperado

Resene
Monkey



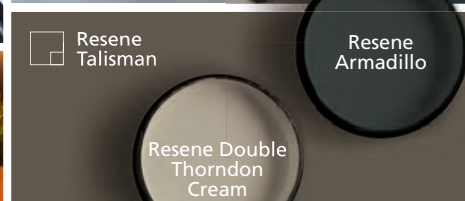
This is the masculine flip-side to Pretty Vintage. Like that look, it also heavily features found and upcycled pieces but they're more likely to be salvaged from an old warehouse or wood shed than Grandma's attic. Beaten up leather, galvanised or rusted steel, dark aged timbers, old flags, suitcases, crates and trunks sit against feature walls of rough sawn and stained timber, concrete floors, charcoal and dirty creams. It's a look perfectly suited to loft apartments, converted warehouses and simple rural dwellings. Unpretentious and utilitarian, with a stripped back ambience, it's a broody yet welcoming and enclosing look.

Colours to try: Resene Tapa, Resene Monkey, Resene Double Thorndon Cream, Resene Talisman, Resene Desperado, Resene Armadillo.

You may also feel at home as a Country Rustic, Eco Warrior or a Traditionalist.

Clockwise from right: Resene Treehouse stain with crates in Resene Westwood, Resene Koru, Resene San Felix, Resene Flourish and Resene Wasabi with Resene Friar Grey floor; Resene Cumin and Resene Treehouse bathroom; Resene Sea Fog walls; Resene Gravel courtyard; Resene Foundry living area; Essentially Yours wallpaper code 47213; Resene Foundry kitchen.








architectural

Shunning excess and fussiness, the Architectural personality likes clean lines and minimalist interiors, and will adhere to the Bauhaus philosophy that form and function should combine in all design. Organised and efficient, these interiors may feature classic modernist pieces like Eames chairs and George Nelson lights, and one carefully chosen bold accent colour... but only if they are deemed to be truly beautiful. Often supported by a hi-tech approach, there will be hidden electronics, uncurtained vast sliding doors that glide away, honed concrete benchtops devoid of clutter, white walls and smooth silky timbers... encased in a home composed of modernist lines and simple shapes.

Colours to try: Resene Black, Resene Black White, Resene Concrete, Resene Sea Fog, Resene Pitch Black stain.

You may also feel at home as an Eco Warrior or Arty Retro.

Clockwise from far left top: Resene Burgundy exterior poles and Resene Half Seashell; Resene Black White kitchen; Resene Blackjack wall with Resene Pohutukawa door; Resene Mexican Wave accents with Resene White walls and ceiling; Resene Quarter Surrender bathroom; Resene Nero exterior. **Right:** Resene Bonanza ceiling with Resene Black White walls and Resene Raptor in rear room.

 Resene
Black



country rustic

An ageless, nostalgic look, relaxed and comfortable, the Country Rustic can hark from many lands but the aim is the same. Common elements include weathered timbers, flagstone floors, rough-woven fabrics, oversized fireplaces, baskets of homegrown vegetables and hand-picked flowers. You may veer towards the lighter French provincial look of dove greys and soft lavender, or a darker oaky English farmhouse feel, or a Tuscan touch with terracotta and wheaten yellows. Cosy and cottagey, with robust hardworking furniture, enamelware, utensils, animal motifs and unpretentious fabrics, the Country Rustic style has a sense of connection to the past that's hard to resist, evoking a simpler time and an honest unstudied approach.

Colours to try: Resene Duck Egg Blue, Resene Wheatfield, Resene Santas Grey, Resene Putty, Resene Spanish Green, Resene Mischka.


You may also feel at home as an Industrial Urban, Pretty Vintage, Beach Casual or Global Traveller.

Left: Resene Half Parchment kitchen. **Clockwise from right:** wallpapers from Eijffinger Charm collection (two photos) with Resene Reservoir wall; Resene Origin table, Resene Spring Fever and Resene Home Run chairs with Resene Joanna weatherboards; Resene Rice Cake walls with Resene whitewashed cabinet; Resene Bone exterior; Resene Mischka and Resene Seashell bathroom; Resene Half Parchment bedroom.



Resene
Duck Egg Blue

Resene
Spanish
Green

 Resene
Wheatfield





Resene
Mischka

Resene
Santas Grey

Resene
Putty





beach casual

Resene Spindle



If the smell of the sea and the feel of sand between your toes sends you into raptures, you may be a Beach Casual. Light and breezy, the basis of this palette is drawn from the colours and chalky yet luminous textures of sea, sand, blue sky and shells. It murmurs 'summer' all year round. Natural textures and materials rule, with jute, sea grass, driftwood, baskets and canvas. Overlaid onto that, the Beach Casual can go two ways: towards the Cape Cod style that's awash with painted wicker, whitewashed timber and egg-shell blue walls, or for a surfie retro bach feel with an old longboard on the walls, mismatched Crown Lynn pottery in the cupboards, and bright beach-towel accent colours in sunny yellow, cheery red and azure blue.

Colours to try: Resene Spindle, Resene Foam, Resene Sea Nymph, Resene Golden Sand, Resene Haystack, Resene Seeker, Resene Meltwater.

You may also feel at home as a Global Traveller, Arty Retro or Country Rustic.

Clockwise, from far left top: Resene Rice Cake study with floor in Resene Paint Effects Medium mixed with Resene Haystack; Resene Undercover and Resene Avocado exterior; wall in Resene Solitude, Resene Breathless, Resene Frozen and Resene Blue Moon with Resene Smitten seat and Resene Limed Ash stained deck; Resene Meltwater wall with Resene Captain Cook chair, Resene Double Bianca floor and chest in Resene Breeze, Resene Waterfront and Resene Seeker; Resene Powder Blue and Resene Half Milk White entrance; Resene Periglacial Blue and Resene Rice Cake bathroom.

Resene Sea Nymph

Resene Foam

Resene Golden Sand



Resene
Saffron

Resene
Whizz Bang

Resene
Hot Chile

global traveller

If surrounding yourself in reminders or inspiration from exotic destinations takes you to your happy place, this may be your style personality type. As an over-accessorised, warm and welcoming look, this is where Mexican rugs, Moroccan lamps, ikat prints, a sari cushion, a low-slung hand-carved day bed, flax mats and earthen pots come together in an eclectic huddle of nostalgia. As a Global Traveller, your destination pieces may evoke a Pacific rim subtropical look, create a mystical Eastern haven, may reside in the vibrant lands of Northern Africa or Rajasthan, or impart the carefree colourfulness of South America. Or it may have all of these. It's a richly layered and very personalised look.

Colours to try: Resene Whizz Bang, Resene Saffron, Resene Tradewind, Resene Hot Chile, Resene Citrus, Resene Bright Spark.

You may also feel at home as a Beach Casual or a Country Rustic.

Left: Eijffinger Ibiza wallpaper. **Clockwise from top left:** Resene Cavern Pink walls, Resene Tacao cabinet, Resene Fountain Blue chair; Resene Hyperactive slatted wall; Eijffinger Yasmin wallpaper; Resene Maestro wall; Resene Onahau wall, Resene Flashback and Resene Knock Out chairs, Resene Optimist table, Resene Pelorous wall pot; Resene Triple Mondo bathroom; Resene Spring Fever walls, Resene Limerick day bed, Resene Tweet pot, Resene California table.





 Resene
Bright Spark



Resene
Tradewind



Resene
Citrus







Resene
Twine



Resene
Celery

Resene
Rock Salt 




eco warrior

With a yearning to tread lightly on the land, the Eco Warrior surrounds themselves in environmentally friendly products and energy efficient technologies. Honest and simple materials like plywood, recycled timber, concrete, low VOC and VOC-free paint, clear natural-look coatings and unbleached fabrics keep the colour palette muted and the feel-good factor high. Personal and global health are the motivations; while aesthetics may take a back seat, Eco Warriors may strive to merge their philosophies with good looks. An Eco Warrior's home will be a triumph of exhaustive research and a warm, healthy and cost-effective place to be.

Colours to try: Resene Quarter Parchment, Resene Twine, Resene Celery, Resene Bud, Resene Rock Salt and other wood stains, Resene Clover.

You may also feel at home as an Arty Retro, an Architectural or an Industrial Urban.

Clockwise from top left: Resene Limed Ash stained deck and Resene Piha Sand pot; Resene Rock Salt stained cabinets with Resene Wasabi splashbacks; Resene Black White bedroom; Resene Woodstock and Resene Double Napa panels; Resene Quarter Tasman walls; Resene Black fences. **Right:** Resene Jalapeno doors and Resene Aquaclear clear finished timber.

 Resene
Quarter Parchment

Resene
Bud

Resene
Clover



Resene
Pirate Gold

Resene
Vortex

Resene
Sensual Red


glamazon

With a desire to release their flambuoyant inner self, the Glamazon surrounds themselves in bold rich colour, curvaceous forms, stroke-me fabrics, opulent furniture and gleaming accessories. This style personality can take on a lavish old-world look with ornate detailing, gilt frames and brocades. Throw in some velvet, torrid reds and vivacious pinks and you'll end up with a playful more flambuoyant interior. Or as a Glamazon, your home can have a more contemporary twist with glossy black surfaces, lots of glass, luxury accessories, and crisp white accents all merging to provide a larger-than-life Hollywood confidence.

Colours to try: Resene Vortex, Resene Pirate Gold, Resene Sensual Red, Resene Solitude, Resene Hopbush, Resene Salem and touches of metallic paint finishes.

You may also feel at home as a Traditionalist or a Classic Chic.

Left: Resene Quarter Ash wall. **Clockwise, from right:** Resene Lipstick wall; Resene Masala living room; Resene Claret bedroom; Resene Spark bathroom; Resene Pukeko wall with Resene Seeker table and Resene Centre Stage vase; Resene Blast Grey 3 (metallic) wall; Resene Oilskin wall.

 Resene
Solitude







get decorating

Try out your favourite colours

Testpots are the best way to try out your colour choices. Available at your Resene ColorShop and reseller, or order online at www.resene.com/testpots.

Thousands of Resene colours are also available as A4 screenprinted swatches, known as drawdowns. You can order these from the Resene website, www.resene.com/drawdowns or browse through the in-store library of swatches at Resene ColorShops and resellers.

Find your nearest Resene ColorShop or reseller

Simply visit www.resene.com/colorshops or call 0800 737 363 (NZ) or 1800 738 383 (Australia).

Find the right paint for your project

See the Resene Recommended paint systems brochure for the right paints to use on your home projects, inside and out. Pick up a free copy at your Resene ColorShop or reseller or view on the Resene website, www.resene.com/recommendedpaints.

Enjoy Resene cardholder discounts

Sign up for a Resene ColorShop/DIY Card and enjoy discounts on a wide range of products. You can sign up free in-store or online at www.resene.com/diycard.

Resene
Bunting 

 Resene
Eastern Blue

Need more colour advice?

Try out the Resene Ask a Colour Expert service at www.resene.com/colourexpert.

Need technical advice?

Try out the Resene Ask a Technical Expert service at www.resene.com/technicalexpert.

Get more inspiration

For gorgeous home projects, themes and more colour ideas, go to www.habitatbyresene.com.

For more paint and decorating ideas, how to projects and videos, visit the Resene website www.resene.com.

Remember you only get authentic Resene colours when you use Resene tinters in Resene paint bases. Resene Non VOC tinters and the true Resene colour formulations are unique and only available from Resene. So make sure you insist on genuine Resene products and tinters for your project.



Resene

the paint the professionals use

In Australia:

www.resene.com.au

1800 738 383

In New Zealand:

www.resene.co.nz

0800 RESENE (737 363)



www.facebook.com/resene



www.pinterest.com/resene

Printed on environmentally responsible paper produced in an ISO14001 (Environmental Management System) accredited mill, from Elemental Chlorine Free (ECF) pulp, with FSC Mixed Pulp certification, sourced from sustainable forests and plantations. Printed using vegetable-based inks. Please recycle.