



Homeowners Nathalie and Ross sanded back the original timber ceiling and trims of this 1970s Lockwood® before coating them with Resene Aquaclear. The original Lockwood® timber on the walls is painted in Resene Half Spanish White.

timber

and colour combos

Some colours are better suited to the natural look of timber, enhancing and complementing the appearance. When matching your paint to stained or varnished timber consider the undertone and texture of the timber as well as the sheen and reflectiveness of the clear coat. As a general rule, off whites, creams and green white paint colours look handsome paired with timber.

colour guides for common timbers

Rimu

Rimu is very common in heritage homes used on flooring, panelling, furniture and kitchen cabinetry. There are two kinds of rimu; ordinary which is yellow/green in tone and heart rich ginger/gold. Try this yellow wood with creams such as Resene Pearl Lusta, Resene Double Spanish White and greens such as Resene Haven and Resene Aspiring.

Mātai

This warm red/gold-coloured timber was used in many older homes built early last century for flooring, panelled walls or planked ceilings. It goes well with rich warm creams such as





















Resene Sour Dough, Resene Canterbury Clay, indulgent ochre tans like Resene Mai Tai and blue based greens like Resene Deep Teal and Resene Tangaroa.

Radiata pine

This yellow/white timber prefers clear off whites such as Resene Rice Cake and Resene Green White, dense yellow based greys like Resene Nomad and bolder colours like Resene Pohutukawa, Resene Kaitoke Green and Resene Bunting.

Cedar

Though it has a lovely warm red-brown colour when new it greys off rapidly when exposed to sunlight and weathering. It likes rich warm neutrals such as Resene Spanish White, Resene Double Biscotti and dense greens like Resene Gondwana.

 Resene Pearl Lusta	 Resene Rice Cake	 Resene Black White
 Resene Spanish White	 Resene Double Biscotti	 Resene Half Spanish White
 Resene Sour Dough	 Resene Canterbury Clay	 Resene Double Spanish White
 Resene Green White	 Resene Nomad	 Resene Aspiring
 Resene Haven	 Resene Gondwana	 Resene Kaitoke Green
 Resene Bunting	 Resene Tangaroa	 Resene Deep Teal
 Resene Mai Tai	 Resene Pohutukawa	

Right: Designer Peta Davy of Yellowfox used a variety of timbers in her own home, including a recycled tawa headboard and hallway wall finished in Resene Aquaclear. The walls are painted in Resene Black White.



 Resene Half Pearl Lusta	 Resene Villa White	 Resene Triple Black White
 Resene Half Dutch White	 Resene Thorndon Cream	 Resene Quarter Truffle
 Resene Duck Egg Blue	 Resene Half Robin Egg Blue	 Resene Periglacial Blue
 Resene Bondi Blue	 Resene Indian Ink	 Resene Mangrove
 Resene Bingo	 Resene Jalapeno	 Resene Foundry

Right: The elegant stairway and timber features of this heritage home are finished in Resene Qristal Clear Poly-Flat varnish which complements the walls in Resene Quarter Truffle.

Tawa

Tawa was used a lot during the 1970s for flooring and more recently for kitchen cabinetry. It is a light yellow/beige and takes on a pale honey gold look when polyurethaned with solventborne finishes. Try it with slightly green edged creams like Resene Villa White and Resene Thorndon Cream. Because of its lightness it suits deep blues, greens and charcoals like Resene Indian Ink, Resene Bondi Blue, Resene Bingo and Resene Foundry.

Oak

Oak is often stained a dark colour for traditional furniture trims and panelling in older homes or is varnished as blonde oak. It has strong open graining and when stripped back to bare wood, bleached or whitewashed it takes on a Scandinavian, coastal and shabby chic look. When left as a dark strong colour it likes associating with traditional and earthy colours – Resene Half Dutch White, Resene Jalapeno, Resene Mangrove and Resene Half Pearl Lusta. When stripped it works well with muted greys, blues and greens – Resene Triple Black White, Resene Duck Egg Blue, Resene Half Robin Egg Blue and Resene Periglacial Blue.



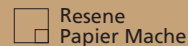
most popular

Common applications for Resene clear coats and varnishes around the home.

- **Walls** – Resene Aquaclear – all sheen levels, including Resene Aquaclear Natural or Resene Colorwood Whitewash for a whitewashed look or tinted for a colourwashed look.
- **Ceilings** – Resene Aquaclear – all sheen levels, including Resene Aquaclear Natural, most decorators prefer satin or natural to reduce reflection or Resene Colorwood Whitewash for a whitewashed look or tinted for a colourwashed look.
- **Furniture** – Resene Colorwood stain, Resene Aquaclear, Resene Colorwood Whitewash or tinted to a colourwashed look, Resene Qristal Clear Poly-Satin or Poly-Gloss for a solventborne alternative.
- **Doors/trim** – Resene Aquaclear waterborne semi-gloss or satin, or gloss for a higher sheen finish. Or Resene Qristal Poly-Satin or Resene Qristal Poly-Gloss for a solventborne alternative.




- **Floor** – Resene Colorwood stain, Resene Qristal ClearFloor or Resene Qristal Poly-Satin or Resene Qristal Poly-Gloss for a solventborne alternative. Resene Aquaclear may be preferred on flooring by DIYers but is less durable.



Above: Wood brings natural warmth to a minimalist aesthetic. Timber wall and ceiling finished in Resene Aquaclear, right wall in Resene Alabaster. Design by Totem Studio Architects.



 Resene
Colorwood
Light Greywash

 Resene
Colorwood
Mahogany

Right: Use leftover pieces of ply to create a sculptural side table. The flat surfaces of the ply are stained in a mix of Resene Riverstone and Resene Natural and the sides are painted in Resene Triple Friar Greystone, Resene Double Friar Greystone, Resene Friar Greystone, Resene Half Friar Greystone and Resene Eighth Friar Greystone to create an ombre effect. Floor in Resene Colorwood Mid Greywash.


Far right: Get creative with your flooring. Add a little flair and Scandi style to your flooring by finishing it in Resene Colorwood Light Greywash and Resene Colorwood Whitewash. Use painter's tape to mask up a diamond pattern.




bright ideas

 Resene
Eighth Friar Greystone

 Resene
Half Friar Greystone

 Resene
Friar Greystone

 Resene
Double Friar Greystone

 Resene
Triple Friar Greystone

 Resene
Colorwood
Rock Salt

 Resene
Colorwood
Natural

 Resene
Colorwood
Dark Oak

 Resene
Colorwood
Matai

 Resene
Colorwood
Teak

 Resene
Colorwood
Whitewash

 Resene
Colorwood
Mid Greywash

 Resene
Colorwood
Riverstone

 Resene
Colorwood
Dark Ebony

 Resene
Colorwood
Touch Wood

Got some leftover Resene wood stain left in the can?
Get creative and use stains to rejuvenate tired furniture or transform timber offcuts into stylish household items



- Resene Chalk Dust
- Resene Quarter Blanc
- Resene Paradise
- Resene Coral Tree

Above: Give an old sideboard a sleek earthy refresh with a mid-century inspired stripe. This trendy style treatment proves that wood stains don't have to be limited to your floorboards. This design is created with Resene Colorwood Teak, Resene Colorwood Mahogany, Resene Colorwood Rock Salt, Resene Colorwood Dark Ebony, Resene Colorwood Touch Wood and Resene Colorwood Matai.

Above right: Resene FX Paint Effects medium can create a soft colourwash effect of paint colours that go well with Resene Whitewash or Resene Greywash. This earring board was created with a basecoat of Resene Colorwood Whitewash overcoated with Resene Paradise and Resene Coral Tree mixed with Resene FX Paint Effects medium.

Right: Looking for a way to keep your collection of beloved magazines tidy? This Scandi-inspired magazine rack is finished in Resene Colorwood Dark Oak wood stain for a sleek and stylish look in your living room. Lines painted in Resene Chalk Dust.

