




**Trend:**  
watercolour  
effects  
See page 44

# Sunny side up


**If you're looking** to adopt a more optimistic mood in your home, look to rich warm colours, bold patterns, shapes and textures. Yellows, oranges and reds do the job like no other when it comes to bringing cheeriness and energy to enliven and invigorate a space.

 Resene  
Gin Fizz

 Resene  
Golden Sand

 Resene  
Chenin

 Resene  
Laser

 Resene  
Manuka Honey


 Resene  
Influential


**Left:** Walls in Resene Chenin, floor in Resene Mellow Yellow, sideboard in Resene Double Spanish White, coffee tables and small accessories in Resene Stinger, Resene Mellow Yellow, Resene Chenin, Resene Gin Fizz, Resene Laser, Resene Golden Sand and Resene Double Spanish White and picture frame in Resene Blank Canvas. Sofa from Freedom Furniture.


 Resene  
Moon Glow


 Resene  
First Light

 Resene  
Double Spanish White

 Resene  
Mellow Yellow

 Resene  
Blank Canvas

 Resene  
Cleopatra

 Resene  
Essential Cream

 Resene  
Stinger

## feel-good hues

Trending sunny yellows come as a ray of positivity in a world that is increasingly challenging. According to colour experts, no hue expresses hope and reassurance more than yellow. Building a scheme anchored with soft and buttery shades like Resene Mellow Yellow, Resene Chenin, Resene Essential Cream and Resene Chamois is an easy way to add a refreshing burst of brightness to our homes.

Yellow is also known to bring out the best in other colours. If your current scheme could use a pick-me-up, what better way than with a cheerful corn-coloured cushion, art, picture frame or throw? Use softer shades like Resene Sweet Corn and Resene Manuka Honey as accents to duck egg blues, earthy greys or olive greens like Resene Duck Egg Blue, Resene Schooner or Resene Quarter Grey Olive. Or, stick with classic mustards like Resene Cleopatra or Resene Influential with sapphire blues, greyed whites or coffee browns.

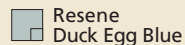

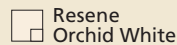
## top tip

Yellows intensify more than any other colour when used inside. Consider choosing a lighter shade of your favourite yellow for large areas. Test your colour before you commit by painting the entire contents of a Resene testpot using two coats onto an A2 card, leaving an unpainted border around the edge. Move it around your space at different times of the day and evening to see how it looks in different lighting. Roll the sample with the colour innermost and look down into the tube to see how the colour will look once all four walls are painted.



**Right:** Heart pumping Resene Red Oxide was used for the lower wall and floor in this romantic dayroom. The upper wall in Resene Soothe keeps the rich red from overwhelming the space. Drawers, cushion, throw and headboard from Città, coffee table from Good Form, art by Runa and Holly.

**Below right:** Fresh and summery, this living room soothes with walls in Resene Moon Glow (left) and Resene First Light (right) and a floor in Resene Orchid White. Sofa, coffee table, basket, vase and cushions from Città.



**Trend:**  
tide line  
See page 47



Upper wall in Resene Dark Buff, shelf wall in Resene Korma, floor in Resene Eighth Drought, coffee and side tables in Resene Twine, vases in Resene Alpaca (tall), Resene Cobblestone (medium) and Resene Gold Coast (low), bowl in Resene Cod Grey and DIY art in Resene Korma and Resene Gold Coast. Chair from Me & My Trend, cushion, rug, throw and lamp from Città.


Resene  
Eighth Drought

Resene  
Alpaca

Resene  
Tangerine

## buoyant brights

Another way to instantly inject liveliness in a space is with a few pops of bold brights. The best part is that you're free to use just about any hue you like, so long as it contrasts with the rest of your space. And, by painting these colours on furniture and accessories instead of on the wall, it's easy to switch them out if your tastes change or you get tired of a certain shade, or even just to switch furniture pieces to different rooms for a whole new look. Oranges like Resene Tangerine, hot pinks like Resene Glamour Puss and energetic aqua like Resene Java are just the ticket for perking up a dining or living room. Try one of them yourself or head to your nearest Resene ColorShop to view the large A4 colour swatches in the in store colour library to find a colour that speaks to you. Resene staff can help you find the right shades to complement your home's colour palette. Chances are, you already own a picture frame or plant pot that could be given a sunnier outlook with a lick of paint.

 *Paint two basecoats of Resene FX Magnetic Magic under your painted wall feature topcoats to turn it into a handy noticeboard capable of holding up strong magnets.*

 Resene  
Gold Coast

 Resene Colorwood  
Natural

 Resene  
Twine

 Resene  
Cod Grey




Resene  
Glamour Puss


Resene  
Korma

Resene  
Java


Resene  
Whiskey Sour

**Above:** Bitter oranges are a trending colour that's really heating up. Previously, we saw shades like Resene Alert Tan primarily on accessories. Today, the trend has progressed to see these hues used in much larger doses. Back wall in Resene Sour Dough with whiteboard circle feature in Resene Whiskey Sour topped with Resene FX Write-on Wall Paint for a coloured whiteboard, floor in Resene Colorwood Natural timber stain, right wall and shelving in Resene Alert Tan, desk legs in Resene Leather and chair in Resene Sour Dough.

 Resene  
Sour Dough

 Resene  
Cobblestone

 Resene  
Dark Buff

 Resene  
Leather



Wall and shelving in Resene Alert Tan and floor in Resene Colorwood Natural timber stain. Chair, pendant lamp and rug from Good Form.

Resene  
Alert Tan