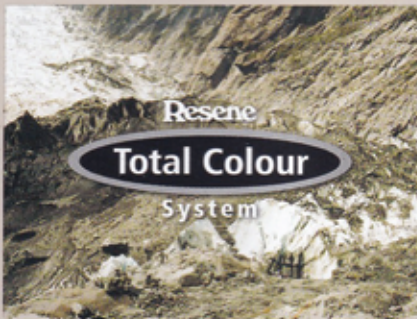


# Resene

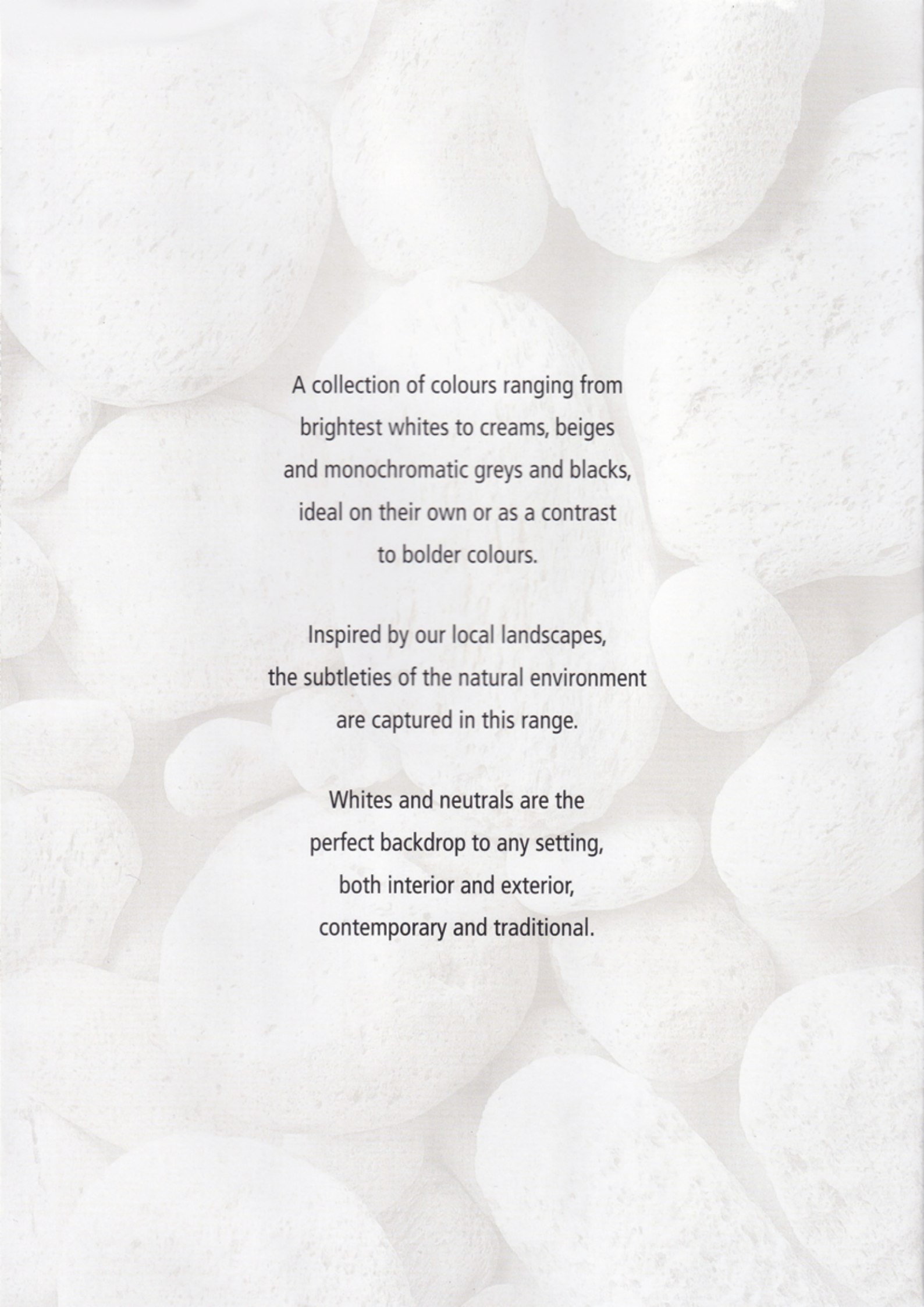
## Whites & neutrals



# Resene

the paint the professionals use





A collection of colours ranging from  
brightest whites to creams, beiges  
and monochromatic greys and blacks,  
ideal on their own or as a contrast  
to bolder colours.

Inspired by our local landscapes,  
the subtleties of the natural environment  
are captured in this range.

Whites and neutrals are the  
perfect backdrop to any setting,  
both interior and exterior,  
contemporary and traditional.





Tea™cc Y81-019-081



Half Tea™cc (Acropolis) Y85-015-083




Quarter Tea™cc Y89-010-084



Eighth Tea™cc N90-005-072



Double White Pointer™cc Y85-009-084



White Pointer™cc N89-007-087



Half White Pointer™cc N91-005-090



Napa™cc Y70-020-082



Half Napa™cc Y76-014-081



Truffle™cc Y78-011-083



Half Truffle™cc Y84-009-084




Quarter Truffle™cc N87-007-077




Titania™cc (CB Surfist, CS Titania) G84-012-095




Thorndon Cream™ (Bubble White) Y87-016-090




Half Thorndon Cream™ G91-012-093




Quarter Thorndon Cream™ G93-011-091



Eighth Thorndon Cream™ N94-007-096



Merino™ (Zinc White) Y91-009-076



Half Merino™ N94-006-090




Spanish White™  
(Janna) Y88-024-082




Half Spanish White™ Y91-020-082



Quarter Spanish White™ Y93-015-083



Eighth Spanish White™ Y94-010-075



Pearl Lusta™ Y94-018-087




Half Pearl Lusta™ Y95-012-089



Quarter Pearl Lusta G96-012-092



Bianca™ Y96-012-090



Half Bianca™ N96-008-093



Rice Cake™ G94-010-092



Half Rice Cake™ N95-007-092



Quarter Rice Cake™ N96-006-096



Triple Sea Fog™ N87-007-094




Double Sea Fog™  
(Tint Of Black) N90-005-100




Sea Fog™  
(Ceramic, Hint Of Grey) N92-005-100



Half Sea Fog™  
(Triple Alabaster) N94-005-102



Double Alabaster™  
(Quarter Sea Fog) N95-004-106



Alabaster™  
(Cotton Wool, Eighth Sea Fog) N96-006-099



Half Alabaster™ N97-003-099





Double Concrete™cc N82-001-111




Concrete™cc N87-002-093




Half Concrete™cc N91-001-126




Double Black White™ N90-005-099



Black White™ N93-005-100



Half Black White™ N94-004-096




Quarter Black White™ N96-004-100



Element™cc N30-002-253  
(CS FlaxPod)



Nocturnal™cc N34-002-275  
(CS Monument)



Black™cc N24-000-098



All Black™cc N25-001-264



Bokara Grey™cc N28-005-068



Ironsand™cc N36-003-056  
(CS Ironsand)



Grey Friars™cc N35-004-253  
(CS Grey Friars)



Grey Chateau™cc N73-006-251



Surrender™cc N80-002-228



Stack™cc N65-003-154  
(Silver Grey, Triple Silver Chalice)



Silver Chalice™cc N76-003-139



Athens Grey™cc N89-004-107  
(Eighth Silver Chalice)

Looking for pure white? Most Resene premium paints are also available in white. See the Resene The Range Whites & Neutrals fandeck or W palette series for a white colour sample and more whites and neutrals colour options.





### Picture to palette

Not sure which colour to choose? Turn your favourite photo into a Resene colour palette using the free online Resene Palette Generator. Using your photo, the Resene Palette Generator creates a colour palette of Resene colours that reflects the colours in your picture. You can use your favourite pictures to inspire your colour schemes. Or scan in a favourite flower, shell or painting and use that as inspiration for your next colour palette. Try it out for yourself at [resene.com/picturepalette](http://resene.com/picturepalette).



### Explore a colour library

View an extensive range of Resene colour swatches in the online Resene colour library, then download the ones you like. Once you have found your favourites, order testpots online and try them out for yourself in the real world. Or browse through the in-store libraries of colour that can be found at most Resene ColorShops and resellers. With thousands of variously coloured A4 swatches to pore over, you're bound to find one that suits.



### 'See' the finish

Virtual painting with Resene EzyPaint allows you to visualise the entire colour scheme before the redecorating even starts. Available free from the Resene website, [resene.com/ezypaint](http://resene.com/ezypaint).



### Put your colour to the test

No matter how you select your colours, always use testpots to confirm your choices in the area you are planning to paint. Resene testpots are available from your local Resene ColorShop or reseller or you can order online from the Resene website.



### Choose the right product

We have an extensive range of paints, coatings, wood stains and more to suit your decorating projects. View the Resene Recommended paint systems brochure or ask Resene staff for help choosing the right paint system for your project.



### Keep your project cooler

If you are planning to use dark colours outside consider investing in a Resene CoolColour. Colours made using Resene CoolColour technology reflect more heat than a standard colour minimising the stress on the coating and the substrate and reducing unwanted heat buildup inside. Check with Resene ColorShop or reseller staff to see whether a Resene CoolColour is right for your project.



### Keep it looking good

Annual washing will help maintain the fresh appearance of your paintwork. Follow the recommendations in the Resene Caring for your paint finish brochure or on the Resene website to keep your paint finish looking its best.

### Choose to help the environment

You can minimise the effect your next decorating project has on the environment by choosing one of the Resene range of Environmental Choice approved products. Our commitment to sustainability led to Resene being named Sustainable Business of the Year at the 2010 National Sustainable Business Awards.

### Enjoy the Resene Promise of Quality Guarantee

Enjoy the Resene Promise of Quality Guarantee on a wide range of Resene premium paints. See your Resene ColorShop, reseller or the Resene website for a copy.

### Be PaintWise

For tips on minimising the impact of your decorating on the environment see [resene.com/paintwise](http://resene.com/paintwise).

Remember you only get authentic Resene colours when you use Resene tinters in Resene paint bases. Resene decorative tinters with no added VOCs and the true Resene colour formulations are unique and only available from Resene. So make sure you insist on genuine Resene products and tinters for your project.

Colour	Colour code	Tone	Approx LRV%	RGB
Alabaster (Cotton Wool, Eighth Sea Fog)	N96-006-099	W	91	245 244 241
All Black	cc N25-001-264	CB/U	4	62 62 63
Athens Grey (Eighth Silver Chalice)	cc N89-004-107	W	74	221 221 218
Bianca	Y96-012-090	W	89	246 242 232
Black	cc N24-000-098	U	4	60 60 60
Black White	N93-005-100	W	84	235 233 229
Bokara Grey	cc N28-005-068	O	5	70 67 66
Concrete	cc N87-002-093	W	70	215 215 214
Double Alabaster (Quarter Sea Fog)	N95-004-106	W	88	244 243 239
Double Black White	N90-005-099	W	77	228 227 222
Double Concrete	cc N82-001-111	W	61	204 204 203
Double Sea Fog (Tint Of Black)	N90-005-100	W	76	226 224 220
Double White Pointer	cc Y85-009-084	W	66	216 212 205
Eighth Spanish White	Y94-010-075	W	86	245 238 230
Eighth Tea	cc N90-005-072	W	77	231 227 222
Eighth Thorndon Cream	N94-007-096	W	86	243 240 234
Element* (CS FlaxPod)	cc N30-002-253	U	6	69 71 72
Grey Chateau	cc N73-006-251	W	45	172 177 181
Grey Friars* (CS Grey Friars)	cc N35-004-253	MMI	8	87 89 92
Half Alabaster	N97-003-099	W	92	246 246 243
Half Bianca	N96-008-093	W	91	248 245 238
Half Black White	N94-004-096	W	86	240 239 236
Half Concrete	cc N91-001-126	W	78	231 229 228
Half Merino	N94-006-090	W	84	238 235 230
Half Napa	cc Y76-014-081	W	51	194 186 175
Half Pearl Lusta	Y95-012-089	W	89	248 241 230
Half Rice Cake	N95-007-092	W	87	243 240 234
Half Sea Fog (Triple Alabaster)	N94-005-102	W	85	239 237 234
Half Spanish White	Y91-020-082	W	78	236 227 213
Half Tea (Acropolis)	cc Y85-015-083	W	65	217 210 199
Half Thorndon Cream	G91-012-093	W	78	233 228 219
Half Truffle	cc Y84-009-084	W	64	214 208 201
Half White Pointer	cc N91-005-090	W	78	233 231 226
Ironsand* (CS Ironsand)	cc N36-003-056	D	9	79 78 77
Merino (Zinc White)	Y91-009-076	W	78	232 228 222
Napa	cc Y70-020-082	P	40	182 171 157
Nocturnal* (CB Monument)	cc N34-002-275	D/MI	8	80 81 83
Pearl Lusta	Y94-018-087	W	86	242 234 220
Quarter Black White	N96-004-100	W	89	243 243 240
Quarter Pearl Lusta	G96-012-092	W	91	249 244 235
Quarter Rice Cake	N96-006-096	W	90	245 244 239
Quarter Spanish White	Y93-015-083	W	84	242 235 224
Quarter Tea	cc Y89-010-084	W	74	226 221 214
Quarter Thorndon Cream	G93-011-091	W	83	239 235 227
Quarter Truffle	cc N87-007-077	W	70	222 217 212
Rice Cake	G94-010-092	W	85	239 235 227
Sea Fog (Ceramic, Hint Of Grey)	N92-005-100	W	81	233 231 227
Silver Chalice	cc N76-003-139	W	49	185 186 184
Spanish White (Janna)	Y88-024-082	W	71	232 219 203
Stack (Silver Grey, Triple Silver Chalice)	cc N65-003-154	W	34	153 156 155
Surrender	cc N80-002-228	W	57	197 199 200
Tea	cc Y81-019-081	W	59	206 196 184
Thorndon Cream (Bubble White)	Y87-016-090	W	71	223 217 206
Titania* (CB Surfmist, CS Titania)	cc G84-012-095	W	67	219 214 204
Triple Sea Fog	N87-007-094	W	71	220 218 212
Truffle	cc Y78-011-083	W	54	201 194 186
White Pointer	cc N89-007-087	W	72	225 221 215

**Key:** CB = Cool black D = Deep M = Mid MI = Mid grey  
O = Ochre P = Pastel U = Ultra deep W = White

cc = Also available as a Resene CoolColour™. A change in tone or product may be required for some colours to achieve a Resene CoolColour effect. CoolColour and standard variants of a specific colour use different pigment combinations by necessity to achieve a match to the same Resene master colour standard. This can cause slight colour differences depending on the degree and type of light, which naturally varies with the time of day.

**Note 1:** The approximate light reflectance value (LRV) of a colour indicates the amount of visible light that a colour will reflect. Black has a light reflectance value of 0% and absorbs all light. The surfaces are consequently very dark and can get very hot. In contrast, white has a light reflectance value of 100% and keeps a building light and cool. All colours fit within these two extremes. A Resene CoolColour™ is formulated to reflect more of the sun's energy, improving the colour's heat and total solar reflectance (TSR) properties compared to a normal colour, keeping the coating, substrate and building cooler.

**Note 2:** Mid to dark colours are not suitable for some exterior substrates and if used may cause damage to the substrate, such as warping, checking and premature failure. Always check with the substrate supplier prior to commencing any work to ensure colour selections fit within their guidelines. Resene also manufactures Resene CoolColour technology and this may increase the colour range that can be suitable over some heat sensitive substrates - refer Resene for further information.

**Note 3:** Tones listed above are subject to change if colours are reformulated.

**Note 4:** Colours with ( ) around them are alternative names for this colour.

**Note 5:** Colours may be available in selected products or sizes only. Check with Resene ColorShop or reseller staff to ensure your selected colour is available in the product and/or size you require.

**Note 6:** Colours marked with \* have been matched to the equivalent COLORBOND® or COLORSTEEL® colour samples in 2009. If an exact match is required we recommend you check your chosen colour against the actual sample of the product prior to purchasing. COLORBOND® is a registered trademark of Bluescope Steel Limited. COLORSTEEL® is a registered trademark of New Zealand Steel Limited.

**Note 7:** This colour chart is finished with Resene SpaceCote Low Sheen waterborne enamel, a product ideally suited to kitchens, bathrooms and broacwall areas.

# Resene

1800 738 383  
[resene.com.au](http://resene.com.au)

the paint the professionals use

0800 RESENE (737 363)  
[resene.co.nz](http://resene.co.nz)

