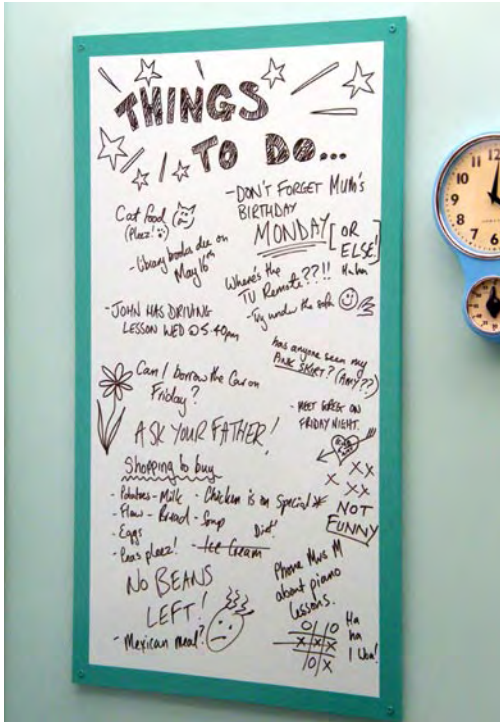


MAKE YOUR OWN: Memo board

with MARK RAYNER




Create this handy kitchen memo board for the whole family to use with Resene Write-on Wall Paint plus a few other simple materials.

- ### YOU WILL NEED:
- Drill
 - Low-tack masking tape
 - Paintbrushes
 - Paint stirrer
 - Piece of 9mm MDF measuring 600mm x 1000mm
 - Resene SpaceCote Low Sheen tinted to Resene Mint Tulip
 - Resene testpot of Resene Zomp
 - Resene No.4 roller and paint tray
 - Resene Quick Dry Resene Write-on Wall Paint
 - Sandpaper
 - Screws
 - Screwdriver
 - Tape measure




Step one
Apply one coat of Resene Quick Dry to the MDF panel and allow one hour to dry.




Step two
Apply two coats of Resene Mint Tulip to the MDF panel, allowing two hours for each coat to dry.




Step three
Mask off a 30mm strip around the edge of the board and apply two coats of Resene Zomp, removing the masking tape before the second coat has dried.



Step four
Once dry, attach the board to the kitchen wall, fixing at each corner with screws (drill pilot holes first to prevent MDF from splitting). Spot paint each screw head with Resene Zomp and allow to dry.



Step five
Mix both parts of Resene Write-on Wall Paint according to instructions and stir with a paint stirrer. Leave to stand for five minutes. Mask off the area using the border as a guideline.



Step six
Apply two coats of Resene Write-on Wall Paint to the board using the No.4 roller. Apply evenly in one direction, allowing two hours for each coat to dry. Remove masking tape before second coat is dry. Wait 48 hours before using the memo board.

INTERIOR

To get the look
Resene Write-on Wall Paint can also be used directly on the wall surface, applied over a light-coloured basecoat of Resene SpaceCote Low Sheen.

Other ideas
Create a fun memo board in a kids' bedroom by using a selection of their favourite colours from the Resene KidzColour range with Resene Write-On Wall Paint on top.



For more ideas and inspiration visit your local Resene ColorShop or the Resene website.

Call 0800 RESENE (737 363), visit www.resene.co.nz or email advice@resene.co.nz

Resene
the paint the professionals use

Once you've finished the project, empty paint packaging or any unwanted paint can be returned to the Resene PaintWise paint recovery programme - for more information visit www.resene.co.nz/paintwise.htm or ask your local Resene ColorShop staff.