


where's the fire?




Anyone can have plain white drawers but how about reinventing them for some firetruck fun?


Using colours from the Resene KidzColour range, this chest of drawers was given a basecoat of Resene Cotton Wool, then the truck design was painted using Resene Rocket, Resene Blue Jeans, Resene Bright Spark and Resene Hi Jinx. The outlines are in Resene Black and the ladder, stripes and trim are in Resene Ragamuffin. The wall is painted in Resene Gull Grey and the floor is Resene Colorwood Greywash.


Add a trusty Dalmatian and a fire helmet, and you're good to go fight that fire.

 Resene Cotton Wool


 Resene Rocket


 Resene Blue Jeans


 Resene Bright Spark

 Resene Hi Jinx

 Resene Gull Grey

 Resene Ragamuffin

 Resene Black

 Resene Colorwood Greywash

by day...



- Resene Juniper
- Resene Blue Lagoon
- Resene Sunshade
- Resene Alabaster
- Resene Blue Bark
- Resene Galliano

Glowing galaxy

Even if your kids don't need the comfort of a night light, this clever paint solution from Resene adds nighttime fun to a planet mural. Resene FX Nightlight is a waterborne glow-in-the-dark paint designed to shine after the lights have gone out. During the day, it's a very pale yellow.

Here's how: Use a circle stencil (make your own with two pieces of card with semi-circle cut-outs) or draw your circles on the wall by tracing around a plate. Paint the circles with two coats of white paint (this is Resene Alabaster) then apply two to three coats of Resene FX Nightlight. For added interest, use a brush to roughly colour the planets. This is Resene Juniper, Resene Blue Lagoon and Resene Sunshade. The wall is painted in Resene Blue Bark and the shelf is Resene Galliano.

See how to make this fun galaxy wall on our habitattv channel. Go to www.habitatbyresene.com/habitattv

and by night

Triangle shelfie

Make more of the shelves in your child's room by painting a triangle behind. It's such a simple way to add interest to any wall and the shelf gives the triangle a reason for being. This idea works well in other areas of your home too. This room uses gender-neutral forest green tones with the triangle and shelf painted in Resene Middle Earth. The wall behind is Resene Black White, the floor is Resene Yucca, and the pencil pot and frame are in Resene Permanent Green.

- Resene Middle Earth
- Resene Yucca
- Resene Black White
- Resene Permanent Green

Props:
Firetruck drawer: Fire helmet from Look Sharp; Dalmatian soft toy from Kmart. **Triangle shelfie:** Deer Soft Toy and Casbah Throw from Adairs. Muuto Fiber Chair from Bauhaus. Madras Floor Rug from Freedom Furniture. Binoculars from \$2 & More. Wooden Box and Timber Frame from Kmart. Globe from Father Rabbit. Art Prints from One Hundred Percent Heart. **H**

styling Leigh Stockton, Vanessa Nouwens
pictures Bryce Carleton

